

Background

Act 522 (2016) requires the Louisiana Department of Education (LDOE) to collect data on the use of seclusion and restraint for students with disabilities and produce an annual report that includes:

- the number of incidents of physical restraint disaggregated by school system, student age, race, ethnicity, gender, and student disability classification;
- the number of incidents of seclusion disaggregated by school system, student age, race, ethnicity, gender, and student disability classification; and
- a list of school systems and charter schools that complied with the reporting requirements.

This report reflects data collected in the Special Education Reporting System (SER) and are specific to students with disabilities receiving special education services pursuant to the Individuals with Disabilities Education Act (IDEA). Since the 2015-2016 report, LDOE instituted changes and expanded communication to improve seclusion and restraint data quality. LDOE deployed SER system improvements and directly engaged LEAs in a data verification process to ensure data reflected in this report are valid and reliable. LDOE also communicated reporting requirements of the law to LEAs through newsletter announcements, webinars, and in person meetings. All data reflect seclusion and restraint incidents that occurred during the 2016-2017 school year.

Results

During the 2016-2017 school year, 43 school systems submitted incidents of seclusion and restraint. These submissions include 1,617 incidents of seclusion and restraint involving 388 students with disabilities across the state. In total 0.41% of the total population of students with disabilities were reported as involved in incidents of seclusion and restraint.

Table 1. Seclusion / Restraint Overview by LEA, 2016-2017 School Year

LEA Name	Total Incidents	Total Students	Total IEPs	Students Secluded/ Restrained as % of Total IEPs
Acadia Parish	1	1	937	0.11%
Allen Parish	9	2	465	0.43%
Ascension Parish	30	9	2258	0.35%
Assumption Parish	2	2	448	0.45%
Avoyelles Parish	4	4	551	0.36%
Beauregard Parish	0	0	912	0.00%
Bienville Parish	1	1	266	0.38%
Bossier Parish	4	2	3151	0.03%
Caddo Parish	55	16	4473	0.36%
Calcasieu Parish	49	24	5170	0.44%
Caldwell Parish	1	1	302	0.33%
Cameron Parish	0	0	185	0.00%
Catahoula Parish	0	0	177	0.00%
Claiborne Parish	0	0	389	0.00%

**Use of Seclusion and Restraint for Students with Disabilities
2016-2017 School Year Data Report**

LEA Name	Total Incidents	Total Students	Total IEPs	Students Secluded/ Restrained as % of Total IEPs
Concordia Parish	5	1	391	0.26%
DeSoto Parish	0	0	527	0.00%
East Baton Rouge Parish	9	8	4572	0.15%
East Carroll Parish	0	0	128	0.00%
East Feliciana Parish	1	1	242	0.41%
Evangeline Parish	0	0	840	0.00%
Franklin Parish	1	1	492	0.20%
Grant Parish	0	0	591	0.00%
Iberia Parish	3	3	1734	0.17%
Iberville Parish	0	0	475	0.00%
Jackson Parish	0	0	201	0.00%
Jefferson Parish	0	0	6217	0.00%
Jefferson Davis Parish	0	0	769	0.00%
Lafayette Parish	73	30	2876	1.01%
Lafourche Parish	64	16	1193	1.34%
LaSalle Parish	8	2	282	0.35%
Lincoln Parish	8	1	1011	0.10%
Livingston Parish	40	15	3377	0.38%
Madison Parish	0	0	163	0.00%
Morehouse Parish	0	0	627	0.00%
Natchitoches Parish	0	0	777	0.00%
Orleans Parish	2	2	1439	0.14%
Ouachita Parish	0	0	2590	0.00%
Plaquemines Parish	0	0	540	0.00%
Pointe Coupee Parish	0	0	386	0.00%
Rapides Parish	127	37	2996	1.20%
Red River Parish	0	0	204	0.00%
Richland Parish	0	0	380	0.00%
Sabine Parish	4	3	586	0.51%
St. Bernard Parish	3	1	873	0.11%
St. Charles Parish	395	46	1048	4.29%
St. Helena Parish	0	0	176	0.00%
St. James Parish	0	0	544	0.00%
St. John the Baptist Parish	4	1	799	0.13%
St. Landry Parish	0	0	1884	0.00%
St. Martin Parish	0	0	948	0.00%

LEA Name	Total Incidents	Total Students	Total IEPs	Students Secluded/ Restrained as % of Total IEPs
St. Mary Parish	0	0	1362	0.00%
St. Tammany Parish	280	77	6886	1.09%
Tangipahoa Parish	64	10	2447	0.37%
Tensas Parish	0	0	114	0.00%
Terrebonne Parish	0	0	2063	0.00%
Union Parish	0	0	335	0.00%
Vermilion Parish	5	3	1269	0.24%
Vernon Parish	0	0	1212	0.00%
Washington Parish	24	9	970	0.93%
Webster Parish	3	3	925	0.32%
West Baton Rouge Parish	0	0	424	0.00%
West Carroll Parish	0	0	303	0.00%
West Feliciana Parish	0	0	322	0.00%
Winn Parish	0	0	394	0.00%
City of Monroe School District	0	0	1435	0.00%
City of Bogalusa School District	4	2	320	0.63%
Zachary Community School District	0	0	525	0.00%
City of Baker School District	0	0	171	0.00%
Central Community School District	0	0	346	0.00%
Special School District	0	0	303	0.00%
RSD---New Beginnings Schools Foundation	0	0	237	0.00%
LA Schools for the Deaf and Visually Impaired	10	4	203	1.48%
Louisiana Special Education Center	0	0	38	0.00%
New Vision Learning Academy	0	0	19	0.00%
V. B. Glencoe Charter School	0	0	40	0.00%
International School of Louisiana	0	0	61	0.00%
Avoyelles Public Charter School	0	0	33	0.00%
Delhi Charter School	0	0	65	0.00%
Belle Chasse Academy, Inc.	0	0	126	0.00%
The MAX Charter School	0	0	28	0.00%
D'Arbonne Woods Charter School	0	0	57	0.00%
Community School for Apprenticeship Learning, Inc.	0	0	24	0.00%
Voices for International Business & Education	1	1	46	2.17%
University View Academy, Inc.	0	0	239	0.00%
Lake Charles Charter Academy Foundation, Inc.	0	0	127	0.00%
Lycee Francais de la Nouvelle---Orleans	1	1	70	1.43%

LEA Name	Total Incidents	Total Students	Total IEPs	Students Secluded/ Restrained as % of Total IEPs
New Orleans Military/Maritime Academy	0	0	43	0.00%
RSD-Educators for Quality Alternatives	0	0	52	0.00%
RSD-Crescent Leadership Academy	0	0	16	0.00%
RSD-Crescent City Schools	152	16	193	8.29%
RSD-Community Leaders Advocating Student Success	0	0	76	0.00%
RSD-Spirit of Excellence Academy	0	0	57	0.00%
RSD-Morris Jeff Community School	9	2	113	1.77%
RSD-ReNEW---Reinventing Education, Inc.	13	7	948	0.74%
Shreveport Charter School, Inc.	0	0	56	0.00%
RSD-Arise Academy	0	0	131	0.00%
RSD-Success Preparatory Academy	35	3	71	1.41%
RSD-Akili Academy of New Orleans	41	4	99	4.04%
RSD-Collegiate Academies	0	0	266	0.00%
RSD-New Orleans College Preparatory Academies	0	0	209	0.00%
RSD-Pelican Educational Foundation	0	0	53	0.00%
RSD-Dryades YMCA	0	0	62	0.00%
RSD-Choice Foundation	1	1	262	0.38%
RSD-Algiers Charter Schools Association (ACSA)	0	0	430	0.00%
RSD-Institute for Academic Excellence	0	0	14	0.00%
RSD-Knowledge is Power Program (KIPP) N.O.	31	3	620	0.48%
RSD-FirstLine Schools, Inc.	40	16	477	3.14%
RSD-Better Choice Foundation	0	0	53	0.00%
RSD-Celerity Schools Louisiana, Inc.	0	0	64	0.00%
RSD-Baton Rouge University Preparatory School Inc.	0	0	13	0.00%
RSD-Friendship Louisiana, Inc.	0	0	46	0.00%
JCFA-East	0	0	31	0.00%
Advantage Charter Academy	0	0	45	0.00%
Tallulah Charter School	0	0	15	0.00%
Willow Charter Academy	0	0	38	0.00%
Dr. Martin Luther King Charter School for Sci/Tech	0	0	104	0.00%
Joseph A. Craig Charter School	0	0	17	0.00%
Lincoln Preparatory School: A TMCF Collegiate	0	0	34	0.00%
Laurel Oaks Charter School	0	0	4	0.00%
Appex Collegiate Academy Charter School	0	0	2	0.00%
Smothers Academy Preparatory School	0	0	26	0.00%
Greater Grace Charter Academy Inc.	0	0	17	0.00%

LEA Name	Total Incidents	Total Students	Total IEPs	Students Secluded/ Restrained as % of Total IEPs
Iberville Charter Academy	0	0	32	0.00%
Delta Charter Group	0	0	42	0.00%
Lake Charles College Prep	0	0	48	0.00%
Northeast Claiborne Charter	0	0	15	0.00%
Acadiana Renaissance Charter Academy	0	0	49	0.00%
Louisiana Key Academy	0	0	123	0.00%
Lafayette Charter Foundation	0	0	52	0.00%
Impact Charter Elementary	0	0	25	0.00%
Vision Academy	0	0	14	0.00%
Louisiana Virtual Charter Academy	0	0	236	0.00%
Southwest Louisiana Charter Academy	0	0	70	0.00%
JS Clark Leadership Academy	0	0	16	0.00%
Tangipahoa Charter School Association	0	0	29	0.00%
GEO Prep Academy of Greater Baton Rouge	0	0	37	0.00%
RSD-Democracy Prep Louisiana Charter School	0	0	43	0.00%
RSD-Baton Rouge Bridge Academy Inc.	0	0	4	0.00%
RSD-Baton Rouge College Preparatory, Inc.	0	0	18	0.00%
Total	1,617	388 ¹	91,952 ²	0.41%

The following charts show state level data disaggregated by age, race, ethnicity, gender, and student disability classification. Each chart shows the number of students involved compared to the total universe of students with disabilities in the particular group. Disaggregated data on the LEA level is available in the appendix of this report.

¹ Incidents of seclusion/restraint were counted one time per student. If a student was restrained *and* secluded, that student is represented once.

² LEAs closed in the 2016-2017 school year excluded. In the 2016-2017 school year 91,952 students with disabilities had active IEPs.

Chart 1. Total Incidents of Seclusion / Restraint by Primary Disability, 2016-2017 School Year

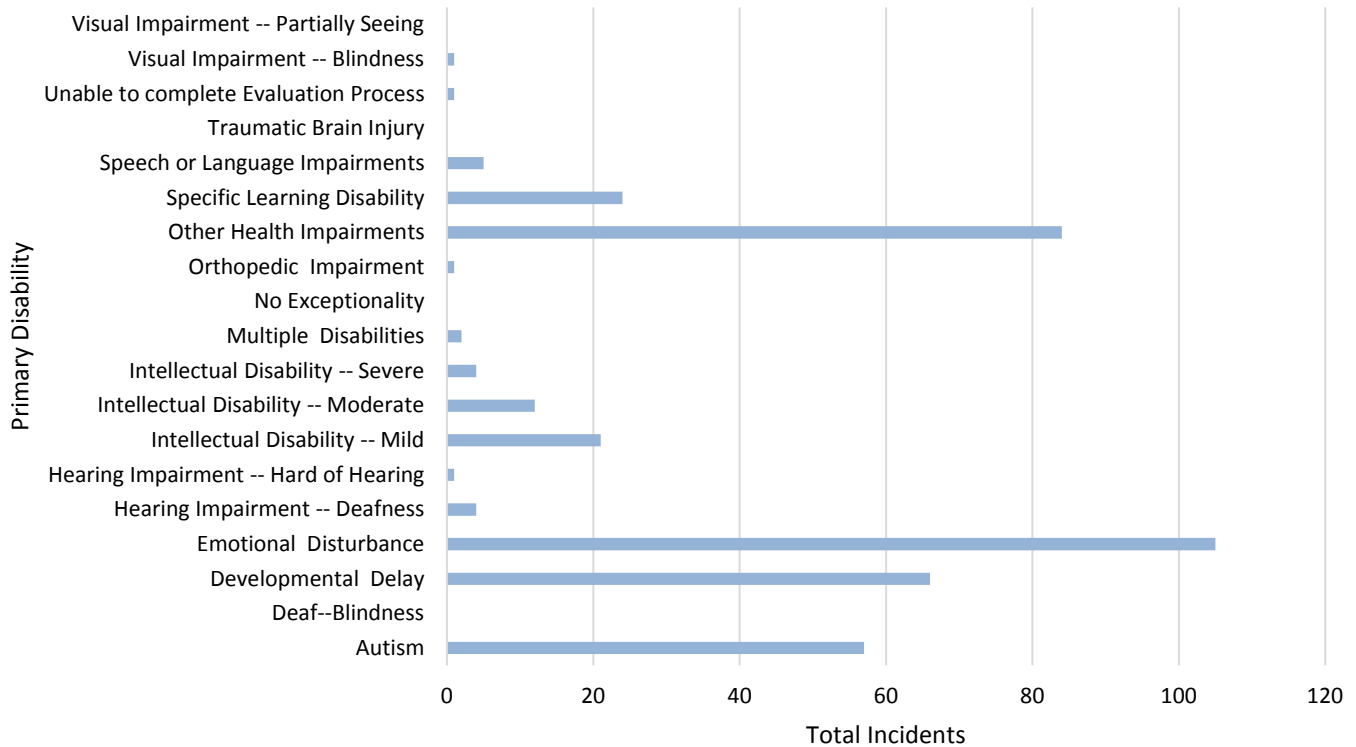


Table 3. Seclusion / Restraint Count of Incidents & Students by Primary Exceptionality Statewide Summary, 2016-2017 School Year

Primary Exceptionality	Total Students	Total Incidents	Percentage of Students With Disability and Incident
Autism	6,207	57	0.9183%
Deaf---Blindness	4	0	0.0000%
Developmental Delay	12,067	66	0.5469%
Emotional Disturbance	2,055	105	5.1095%
Hearing Impairment --- Deafness	373	4	1.0724%
Hearing Impairment --- Hard of Hearing	896	1	0.1116%
Intellectual Disability --- Mild	5,288	21	0.3971%
Intellectual Disability --- Moderate	2,639	12	0.4547%
Intellectual Disability --- Severe	395	4	1.0127%
Multiple Disabilities	1,180	2	0.1695%
No Exceptionality	1,014	0	0.0000%

Orthopedic Impairment	1,134	1	0.0882%
Other Health Impairments	12,344	84	0.6805%
Specific Learning Disability	28,221	24	0.0850%
Speech or Language Impairments	17,249	5	0.0290%
Traumatic Brain Injury	246	0	0.0000%
Unable to complete Evaluation Process	73	1	1.3699%
Visual Impairment --- Blindness	268	1	0.3731%
Visual Impairment --- Partially Seeing	299	0	0.0000%
Total	91,952	388	0.4220%

Chart 2. Total Incidents of Seclusion / Restraint by Age, 2016-2017 School Year

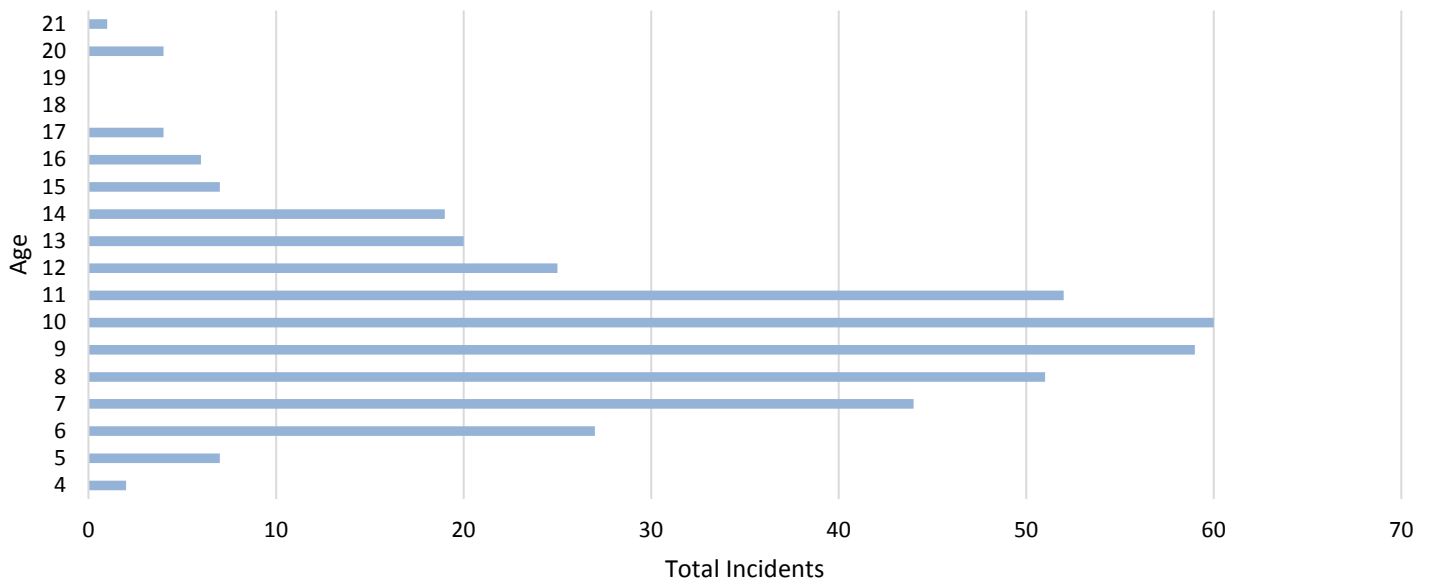


Table 4. Seclusion / Restraint Count of Incidents & Students by Age Statewide Summary, 2016-2017 School Year

Age	IEP Student Count	Incident Student Count	Incident Percentage
0	1	0	0.0000%
1	0	0	0.0000%
2	21	0	0.0000%
3	2,058	0	0.0000%
4	3,652	2	0.0548%
5	5,182	7	0.1351%
6	6,041	27	0.4469%

7	6,417	44	0.6857%
8	6,823	51	0.7475%
9	6,933	59	0.8510%
10	7,026	60	0.8540%
11	6,627	52	0.7847%
12	6,416	25	0.3897%
13	5,842	20	0.3423%
14	5,617	19	0.3383%
15	5,454	7	0.1283%
16	5,153	6	0.1164%
17	4,790	4	0.0835%
18	4,066	0	0.0000%
19	2,468	0	0.0000%
20	833	4	0.4802%
21	300	1	0.3333%
22	194	0	0.0000%
23	10	0	0.0000%
24	22	0	0.0000%
25	6	0	0.0000%
Total	91,952	388	0.4220%

Chart 3, 4. Total Incidents of Seclusion/Restraint by Race/Ethnicity, and Gender, 2016-2017 School Year

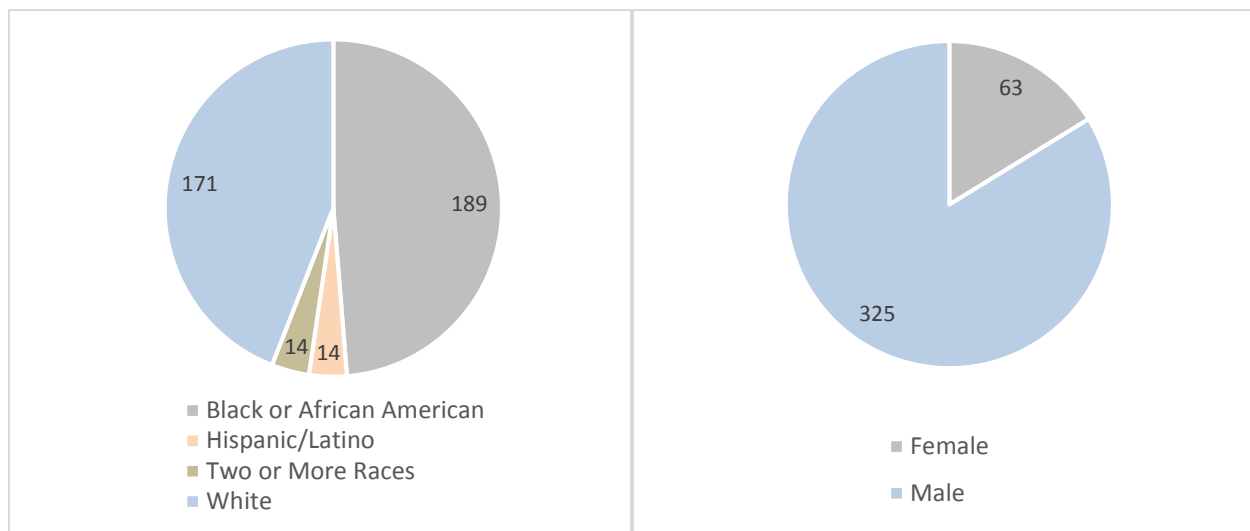


Table 5. Seclusion / Restraint Count of Incidents & Students by Race/Ethnicity Statewide Summary, 2016-2017 School Year

Race/Ethnicity	IEP Student Count	Incident Student Count	Incident Percentage
American Indian or Alaskan Native	599	0	0.0000%
Asian	727	0	0.0000%
Black or African American	44,729	189	0.4225%
Hispanic/Latino	3,956	14	0.3539%
Native Hawaiian or Pacific Islander	65	0	0.0000%
Two or More Races	1,933	14	0.7243%
White	39,943	171	0.4281%
Total	91,952	388	0.4220%

Table 6. Seclusion / Restraint Count of Incidents & Students by Gender Statewide Summary, 2016-2017 School Year

Gender	IEP Student Count	Incident Student Count	Incident Percentage
Female	29,481	63	0.2137%
Male	62,471	325	0.5202%
Total	91,952	388	0.4220%

APPENDIX – SECLUSION/RESTRAINT TABLES

The following tables show seclusion/restraint data disaggregated by various variables, and all seclusion and restraint policies submitted by LEAs to LDOE.

The Louisiana Department of Education has modified and/or suppressed data reported to protect the privacy of students in compliance with the Family Educational Rights and Privacy Act (FERPA) codified at 20 U.S.C. 1232g. The strategies used to protect privacy vary and may include rounding or other techniques but do not substantially affect the general usefulness of the data. Because of the privacy protections, numerical and percentage totals may not add precisely to the sum of the row or column to which the total refers.

Table 1. Seclusion & Restraint Count of Incidents & Students by School Site, 2016-2017 School Year

Table 2. Seclusion/Restraint Count of Incidents & Students by Age, 2016-2017 School Year

Table 3. Seclusion/Restraint Count of Incidents & Students by Primary Exceptionality, 2016-2017 School Year

Table 4. Seclusion/Restraint Count of Incidents & Students by Race/Ethnicity, 2016-2017 School Year

Table 5. Seclusion/Restraint Count of Incidents & Students by Gender, 2016-2017 School Year

Table 6. Seclusion / Restraint Policy Handbook Submission by LEA

Table 1. Seclusion & Restraint Count of Incidents & Students by School Site, 2016-2017 School Year

LEA Name	Seclusion/ Restraint	School Name	Total Incidents	Total Students
Acadia Parish	Restraint	Mire Elementary School	1	1
Allen Parish	Restraint	Fairview High School	7	1
Allen Parish	Restraint	Oberlin Elementary School	2	1
Ascension Parish	Restraint	Central Primary School	3	2
Ascension Parish	Restraint	Duplessis Primary School	3	1
Ascension Parish	Restraint	Galvez Primary School	7	1
Ascension Parish	Restraint	Gonzales Primary School	7	1
Ascension Parish	Restraint	Lowery Elementary School	5	2
Ascension Parish	Restraint	Prairieville Primary School	1	1
Ascension Parish	Restraint	Sorrento Primary School	2	1
Assumption Parish	Restraint	Napoleonville Primary School	2	2
Avoyelles Parish	Restraint	Avoyelles High School	1	1
Avoyelles Parish	Restraint	Bunkie Elementary School	2	2
Avoyelles Parish	Restraint	Marksville High School	1	1
Bienville Parish	Restraint	Ringgold Elementary School	1	1
Bossier Parish	Restraint	Bossier Elementary School	2	1
Bossier Parish	Restraint	Legacy Elementary School	2	1
Caddo Parish	Restraint	Alexander Learning Center	4	2
Caddo Parish	Restraint	AmiKiDs Caddo	1	1
Caddo Parish	Restraint	Arthur Circle Elementary School	8	4
Caddo Parish	Restraint	Forest Hill Elementary School	2	1
Caddo Parish	Restraint	Keithville Elementary/Middle School	1	1
Caddo Parish	Restraint	South Highlands Elementary Magnet	1	1
Calcasieu Parish	Restraint	Brentwood Elementary School	1	1
Calcasieu Parish	Restraint	College Oaks Elementary School	1	1
Calcasieu Parish	Restraint	DeQuincy Elementary School	7	2
Calcasieu Parish	Restraint	E. K. Key Elementary School	4	3
Calcasieu Parish	Restraint	Fairview Elementary School	1	1
Calcasieu Parish	Restraint	J. I. Watson Elementary School	2	2
Calcasieu Parish	Restraint	LeBleu Settlement Elementary School	2	2
Calcasieu Parish	Restraint	Maplewood Elementary	4	3
Calcasieu Parish	Restraint	Richard W. Vincent Elementary School	3	1
Calcasieu Parish	Restraint	Vinton Elementary School	11	5
Concordia Parish	Restraint	Vidalia Upper Elementary School	4	1
East Baton Rouge Parish	Restraint	Arlington Preparatory Academy	2	1
East Baton Rouge Parish	Restraint	Claiborne Elementary School	1	1

Use of Seclusion and Restraint for Students with Disabilities 2016-2017 School Year Data Report

LEA Name	Seclusion/ Restraint	School Name	Total Incidents	Total Students
East Baton Rouge Parish	Restraint	Greenville Superintendent's Academy	1	1
East Baton Rouge Parish	Restraint	Polk Elementary School	1	1
East Baton Rouge Parish	Restraint	Sherwood Middle Academic Academy	1	1
East Baton Rouge Parish	Restraint	Southeast Middle School	1	1
East Baton Rouge Parish	Restraint	Westdale Middle School	1	1
East Baton Rouge Parish	Restraint	Woodlawn High School	1	1
Franklin Parish	Restraint	Winnsboro Elementary School	1	1
Iberia Parish	Restraint	Belle Place Middle School	1	1
Iberia Parish	Restraint	Magnolia Elementary	2	2
Lafayette Parish	Restraint	Alice N. Boucher Elementary School	2	1
Lafayette Parish	Restraint	Broadmoor Elementary School	9	2
Lafayette Parish	Restraint	Carencro Middle School	1	1
Lafayette Parish	Restraint	Charles M. Burke Elementary School	1	1
Lafayette Parish	Restraint	Ernest Gallet Elementary School	7	6
Lafayette Parish	Restraint	Evangeline Elementary School	9	4
Lafayette Parish	Restraint	Green T. Lindon Elementary School	2	1
Lafayette Parish	Restraint	J. Wallace James Elementary School	4	2
Lafayette Parish	Restraint	J.W. Faulk Elementary School	9	4
Lafayette Parish	Restraint	Lafayette Middle School	1	1
Lafayette Parish	Restraint	N. P. Moss Preparatory Academy	10	5
Lafayette Parish	Restraint	O. Comeaux High School	1	1
Lafayette Parish	Restraint	Ossun Elementary School	4	3
Lafayette Parish	Restraint	Woodvale Elementary School	2	1
Lafourche Parish	Restraint	Bayou Blue Elementary School	2	2
Lafourche Parish	Restraint	Bayou Blue Middle School	6	1
Lafourche Parish	Restraint	Larose-Cut Off Middle School	1	1
Lafourche Parish	Restraint	Lockport Lower Elementary School	1	1
Lafourche Parish	Restraint	Raceland Lower Elementary School	6	2
Lafourche Parish	Restraint	South Thibodaux Elementary School	2	1
Lafourche Parish	Restraint	St. Charles Elementary School	5	2
Lafourche Parish	Restraint	Thibodaux Elementary School	1	1
Lafourche Parish	Restraint	W.S. Lafargue Elementary School	12	3
Lafourche Parish	Restraint	West Thibodaux Middle School	1	1
LaSalle Parish	Restraint	Goodpine Middle School	4	1
LaSalle Parish	Restraint	Jena Junior High School	4	1
Lincoln Parish	Restraint	Ruston Elementary School	8	1
Livingston Parish	Restraint	Albany High School	3	2
Livingston Parish	Restraint	Doyle Elementary School	1	1
Livingston Parish	Restraint	Gray's Creek Elementary School	2	2
Livingston Parish	Restraint	Holden High School	1	1

Use of Seclusion and Restraint for Students with Disabilities 2016-2017 School Year Data Report

LEA Name	Seclusion/ Restraint	School Name	Total Incidents	Total Students
Livingston Parish	Restraint	Lewis Vincent Elementary School	1	1
Livingston Parish	Restraint	South Fork Elementary School	4	2
Livingston Parish	Restraint	South Walker Elementary School	11	2
Livingston Parish	Restraint	Southside Elementary School	1	1
Orleans Parish	Restraint	Edward Hynes Charter School	2	2
Rapides Parish	Restraint	Acadian Elementary	12	4
Rapides Parish	Restraint	Caroline Dormon Junior High School	1	1
Rapides Parish	Restraint	Forest Hill Elementary School	7	1
Rapides Parish	Restraint	J.B. Nachman Elementary School	8	3
Rapides Parish	Restraint	J.I. Barron Sr. Elementary School	9	4
Rapides Parish	Restraint	Julius Patrick Elementary School	2	1
Rapides Parish	Restraint	L.S. Rugg Elementary School	4	2
Rapides Parish	Restraint	Lessie Moore Elementary School	10	2
Rapides Parish	Restraint	North Bayou Rapides Elementary	15	7
Rapides Parish	Restraint	Paradise Elementary School	23	4
Rapides Parish	Restraint	Pineville Elementary School	2	1
Rapides Parish	Restraint	Pineville High School	7	1
Rapides Parish	Restraint	Pineville Junior High School	2	1
Rapides Parish	Restraint	Rapides Training Academy	14	4
Rapides Parish	Restraint	Ruby-Wise Elementary School	1	1
Rapides Parish	Restraint	Tioga Elementary School	10	2
Sabine Parish	Restraint	Florien High School	3	2
Sabine Parish	Restraint	Many Junior High School	1	1
St. Bernard Parish	Restraint	Lacoste Elementary School	1	1
St. Charles Parish	Restraint	Allemands Elementary School	64	4
St. Charles Parish	Restraint	Ethel Schoeffner Elementary School	39	2
St. Charles Parish	Restraint	Harry M. Hurst Middle School	49	3
St. Charles Parish	Restraint	J.B. Martin Middle School	2	2
St. Charles Parish	Restraint	Lakewood Elementary School	60	5
St. Charles Parish	Restraint	Luling Elementary School	11	5
St. Charles Parish	Restraint	Mimosa Park Elementary School	49	5
St. Charles Parish	Restraint	New Sarpy Elementary School	26	3
St. Charles Parish	Restraint	Norco Elementary School	26	4
St. Charles Parish	Restraint	R.J. Vial Elementary School	57	6
St. Charles Parish	Restraint	R.K. Smith Middle School	4	3
St. Charles Parish	Restraint	St. Rose Elementary School	8	4
St. John the Baptist Parish	Restraint	LaPlace Elementary School	4	1
St. Tammany Parish	Restraint	Abita Springs Middle School	6	2
St. Tammany Parish	Restraint	Alton Elementary School	1	1
St. Tammany Parish	Restraint	Bayou Lacombe Middle School	2	2

Use of Seclusion and Restraint for Students with Disabilities 2016-2017 School Year Data Report

LEA Name	Seclusion/ Restraint	School Name	Total Incidents	Total Students
St. Tammany Parish	Restraint	Bayou Woods Elementary School	14	6
St. Tammany Parish	Restraint	Bonne Ecole Elementary School	4	3
St. Tammany Parish	Restraint	Carolyn Park Middle School	4	3
St. Tammany Parish	Restraint	Clearwood Junior High School	9	2
St. Tammany Parish	Restraint	Covington Elementary School	30	9
St. Tammany Parish	Restraint	Covington High School	1	1
St. Tammany Parish	Restraint	Cypress Cove Elementary School	2	2
St. Tammany Parish	Restraint	E. E. Lyon Elementary School	2	1
St. Tammany Parish	Restraint	Folsom Elementary School	13	3
St. Tammany Parish	Restraint	Folsom Junior High School	2	1
St. Tammany Parish	Restraint	Fontainebleau Junior High School	4	1
St. Tammany Parish	Restraint	L.P. Monteleone Junior High School	1	1
St. Tammany Parish	Restraint	Lake Harbor Middle School	16	4
St. Tammany Parish	Restraint	Magnolia Trace Elementary School	1	1
St. Tammany Parish	Restraint	Mandeville Elementary School	11	3
St. Tammany Parish	Restraint	Marigny Elementary School	1	1
St. Tammany Parish	Restraint	Pine View Middle School	9	5
St. Tammany Parish	Restraint	Pontchartrain Elementary School	22	7
St. Tammany Parish	Restraint	Riverside Elementary School	2	2
St. Tammany Parish	Restraint	Sixth Ward Elementary School	1	1
St. Tammany Parish	Restraint	St. Tammany Junior High School	3	1
St. Tammany Parish	Restraint	Tchefuncte Middle School	5	3
St. Tammany Parish	Restraint	W.L. Abney Elementary School	1	1
St. Tammany Parish	Restraint	Whispering Forest Elementary School	1	1
St. Tammany Parish	Restraint	Woodlake Elementary School	7	5
Tangipahoa Parish	Restraint	Amite Westside Middle Magnet	5	1
Tangipahoa Parish	Restraint	Champ Cooper Elementary School	3	1
Tangipahoa Parish	Restraint	D.C. Reeves Elementary School	4	1
Tangipahoa Parish	Restraint	Hammond Westside Montessori	2	2
Tangipahoa Parish	Restraint	Loranger Middle School	1	1
Tangipahoa Parish	Restraint	Martha Vinyard Elementary School	1	1
Tangipahoa Parish	Restraint	Perrin Early Learning Center	15	1
Tangipahoa Parish	Restraint	Ponchatoula Junior High School	3	1
Tangipahoa Parish	Restraint	Tucker Memorial Elementary School	2	1
Washington Parish	Restraint	Enon Elementary School	2	2
Washington Parish	Restraint	Franklinton Elementary School	7	3
Washington Parish	Restraint	Franklinton Primary School	5	2
Washington Parish	Restraint	Mt. Hermon School	6	2
Webster Parish	Restraint	Brown Upper Elementary School	1	1
Webster Parish	Restraint	E. S. Richardson Elementary School	1	1

LEA Name	Seclusion/ Restraint	School Name	Total Incidents	Total Students
Webster Parish	Restraint	Minden High School	1	1
City of Bogalusa School District	Restraint	Central Elementary School	2	1
LA Schools for the Deaf and Visually	Restraint	Louisiana School for the Deaf	4	4
Voices for International Business &	Restraint	International High School of New Orleans	1	1
Lycee Francais de la Nouvelle-	Restraint	Lycee Francais de la Nouvelle-Orleans	1	1
RSD-Crescent City Schools	Restraint	Harriet Tubman Charter School	29	4
RSD-Crescent City Schools	Restraint	Paul Habans Charter School	60	7
RSD-Morris Jeff Community School	Restraint	Morris Jeff Community School	5	2
RSD-ReNEW-Reinventing Education	Restraint	ReNEW Cultural Arts Academy at Live Oak	1	1
RSD-ReNEW-Reinventing Education	Restraint	ReNew McDonogh City Park Academy	1	1
RSD-ReNEW-Reinventing Education	Restraint	ReNEW Schaumburg Elementary	11	5
RSD-Success Preparatory Academy	Restraint	Success Preparatory Academy	8	3
RSD-Akili Academy of New Orleans	Restraint	Akili Academy of New Orleans	31	4
RSD-Choice Foundation	Restraint	McDonogh 42 Charter School	1	1
RSD-Knowledge is Power Program	Restraint	KIPP Central City Primary	1	1
RSD-Knowledge is Power Program	Restraint	KIPP McDonogh 15 School for the	17	1
RSD-FirstLine Schools, Inc.	Restraint	Arthur Ashe Charter School	13	2
RSD-FirstLine Schools, Inc.	Restraint	Langston Hughes Charter Academy	8	4
RSD-FirstLine Schools, Inc.	Restraint	Phillis Wheatley Community School	11	6
RSD-FirstLine Schools, Inc.	Restraint	Samuel J. Green Charter School	2	2
Ascension Parish	Seclusion	Duplessis Primary School	2	1
Caddo Parish	Seclusion	Alexander Learning Center	37	9
Caddo Parish	Seclusion	Arthur Circle Elementary School	1	1
Calcasieu Parish	Seclusion	Combre-Fondel Elementary School	1	1
Calcasieu Parish	Seclusion	DeQuincy Elementary School	1	1
Calcasieu Parish	Seclusion	E. K. Key Elementary School	1	1
Calcasieu Parish	Seclusion	Gillis Elementary School	1	1
Calcasieu Parish	Seclusion	J. I. Watson Elementary School	2	1
Calcasieu Parish	Seclusion	LeBleu Settlement Elementary School	2	2
Calcasieu Parish	Seclusion	Maplewood Elementary	4	2
Calcasieu Parish	Seclusion	Moss Bluff Elementary School	1	1
Caldwell Parish	Seclusion	Union Central Elementary School	1	1
Concordia Parish	Seclusion	Vidalia Upper Elementary School	1	1
East Feliciana Parish	Seclusion	Clinton Elementary School	1	1
Lafayette Parish	Seclusion	Evangeline Elementary School	1	1
Lafayette Parish	Seclusion	Green T. Lindon Elementary School	7	1
Lafayette Parish	Seclusion	J.W. Faulk Elementary School	1	1
Lafayette Parish	Seclusion	Live Oak Elementary School	2	1
Lafourche Parish	Seclusion	Bayou Blue Middle School	2	1
Lafourche Parish	Seclusion	South Thibodaux Elementary School	2	1

Use of Seclusion and Restraint for Students with Disabilities 2016-2017 School Year Data Report

LEA Name	Seclusion/ Restraint	School Name	Total Incidents	Total Students
Lafourche Parish	Seclusion	St. Charles Elementary School	16	2
Lafourche Parish	Seclusion	W.S. Lafargue Elementary School	7	2
Livingston Parish	Seclusion	Albany High School	1	1
Livingston Parish	Seclusion	Albany High School	1	1
Livingston Parish	Seclusion	Doyle Elementary School	5	2
Livingston Parish	Seclusion	Gray's Creek Elementary School	1	1
Livingston Parish	Seclusion	Holden High School	2	1
Livingston Parish	Seclusion	South Walker Elementary School	6	2
Livingston Parish	Seclusion	Southside Elementary School	1	1
St. Bernard Parish	Seclusion	Lacoste Elementary School	2	1
St. Tammany Parish	Seclusion	Bayou Woods Elementary School	20	6
St. Tammany Parish	Seclusion	Bonne Ecole Elementary School	14	7
St. Tammany Parish	Seclusion	Covington Elementary School	1	1
St. Tammany Parish	Seclusion	Cypress Cove Elementary School	4	2
St. Tammany Parish	Seclusion	Folsom Elementary School	9	3
St. Tammany Parish	Seclusion	Joseph B. Lancaster Elementary School	4	2
St. Tammany Parish	Seclusion	Lake Harbor Middle School	7	2
St. Tammany Parish	Seclusion	Mandeville Elementary School	7	2
St. Tammany Parish	Seclusion	Marigny Elementary School	1	1
St. Tammany Parish	Seclusion	Pine View Middle School	3	2
St. Tammany Parish	Seclusion	Pontchartrain Elementary School	32	6
St. Tammany Parish	Seclusion	Tchefuncte Middle School	3	3
Tangipahoa Parish	Seclusion	Amite Westside Middle Magnet	3	1
Tangipahoa Parish	Seclusion	Champ Cooper Elementary School	3	1
Tangipahoa Parish	Seclusion	Perrin Early Learning Center	18	1
Tangipahoa Parish	Seclusion	Ponchatoula Junior High School	4	1
Vermilion Parish	Seclusion	James A. Herod Elementary School	1	1
Vermilion Parish	Seclusion	Kaplan Elementary School	2	1
Vermilion Parish	Seclusion	Leblanc Elementary School	2	1
Washington Parish	Seclusion	Mt. Hermon School	4	1
City of Bogalusa School District	Seclusion	Denhamtown Pre-K Center	2	1
LA Schools for the Deaf and Visually	Seclusion	Louisiana School for the Deaf	6	1
RSD-Crescent City Schools	Seclusion	Harriet Tubman Charter School	3	1
RSD-Crescent City Schools	Seclusion	Paul Habans Charter School	60	10
RSD-Morris Jeff Community School	Seclusion	Morris Jeff Community School	4	1
RSD-Success Preparatory Academy	Seclusion	Success Preparatory Academy	27	3
RSD-Akili Academy of New Orleans	Seclusion	Akili Academy of New Orleans	10	2
RSD-Knowledge is Power Program	Seclusion	KIPP Believe College Prep	12	1
RSD-Knowledge is Power Program	Seclusion	KIPP Central City Primary	1	1
RSD-FirstLine Schools, Inc.	Seclusion	Arthur Ashe Charter School	2	1

LEA Name	Seclusion/ Restraint	School Name	Total Incidents	Total Students
RSD-FirstLine Schools, Inc.	Seclusion	Langston Hughes Charter Academy	3	3
	Total		1,617	480 ³

³ Incidents of seclusion/restraint were counted separately by student. For example, if a student was seclusion and restrained twice, that student is represented twice.

Table 2. Seclusion/Restraint Count of Incidents & Students by Age, 2016-2017 School Year

LEA Name	Seclusion/ Restraint	Age	Total Incidents	Total Students
Acadia Parish	Restraint	~	~	<10
Allen Parish	Restraint	~	~	<10
Allen Parish	Restraint	~	~	<10
Ascension Parish	Restraint	~	~	<10
Ascension Parish	Restraint	~	~	<10
Ascension Parish	Restraint	~	~	<10
Ascension Parish	Restraint	~	~	<10
Assumption Parish	Restraint	~	~	<10
Avoyelles Parish	Restraint	~	~	<10
Avoyelles Parish	Restraint	~	~	<10
Avoyelles Parish	Restraint	~	~	<10
Avoyelles Parish	Restraint	~	~	<10
Bienville Parish	Restraint	~	~	<10
Bossier Parish	Restraint	~	~	<10
Bossier Parish	Restraint	~	~	<10
Caddo Parish	Restraint	~	~	<10
Caddo Parish	Restraint	~	~	<10
Caddo Parish	Restraint	~	~	<10
Caddo Parish	Restraint	~	~	<10
Caddo Parish	Restraint	~	~	<10
Caddo Parish	Restraint	~	~	<10
Calcasieu Parish	Restraint	~	~	<10
Calcasieu Parish	Restraint	~	~	<10
Calcasieu Parish	Restraint	~	~	<10
Calcasieu Parish	Restraint	~	~	<10
Calcasieu Parish	Restraint	~	~	<10
Calcasieu Parish	Restraint	~	~	<10
Concordia Parish	Restraint	~	~	<10
East Baton Rouge Parish	Restraint	~	~	<10
East Baton Rouge Parish	Restraint	~	~	<10
East Baton Rouge Parish	Restraint	~	~	<10
East Baton Rouge Parish	Restraint	~	~	<10
East Baton Rouge Parish	Restraint	~	~	<10
East Baton Rouge Parish	Restraint	~	~	<10
Franklin Parish	Restraint	~	~	<10
Iberia Parish	Restraint	~	~	<10
Iberia Parish	Restraint	~	~	<10
Iberia Parish	Restraint	~	~	<10

LEA Name	Seclusion/ Restraint	Age	Total Incidents	Total Students
Washington Parish	Restraint	~	~	<10
Washington Parish	Restraint	~	~	<10
Washington Parish	Restraint	~	~	<10
Washington Parish	Restraint	~	~	<10
Washington Parish	Restraint	~	~	<10
Washington Parish	Restraint	~	~	<10
Webster Parish	Restraint	~	~	<10
Webster Parish	Restraint	~	~	<10
Webster Parish	Restraint	~	~	<10
City of Bogalusa School District	Restraint	~	~	<10
LA Schools for the Deaf and Visually Impaired	Restraint	~	~	<10
LA Schools for the Deaf and Visually Impaired	Restraint	~	~	<10
LA Schools for the Deaf and Visually Impaired	Restraint	~	~	<10
Voices for International Business & Education	Restraint	~	~	<10
Lycee Francais de la Nouvelle-Orleans	Restraint	~	~	<10
RSD-Crescent City Schools	Restraint	~	~	<10
RSD-Crescent City Schools	Restraint	~	~	<10
RSD-Crescent City Schools	Restraint	~	~	<10
RSD-Crescent City Schools	Restraint	~	~	<10
RSD-Crescent City Schools	Restraint	~	~	<10
RSD-Crescent City Schools	Restraint	~	~	<10
RSD-Crescent City Schools	Restraint	~	~	<10
RSD-Morris Jeff Community School	Restraint	~	~	<10
RSD-Morris Jeff Community School	Restraint	~	~	<10
RSD-ReNEW-Reinventing Education Inc.	Restraint	~	~	<10
RSD-ReNEW-Reinventing Education Inc.	Restraint	~	~	<10
RSD-ReNEW-Reinventing Education Inc.	Restraint	~	~	<10
RSD-ReNEW-Reinventing Education Inc.	Restraint	~	~	<10
RSD-ReNEW-Reinventing Education Inc.	Restraint	~	~	<10
RSD-Success Preparatory Academy	Restraint	~	~	<10
RSD-Success Preparatory Academy	Restraint	~	~	<10
RSD-Success Preparatory Academy	Restraint	~	~	<10
RSD-Akili Academy of New Orleans	Restraint	~	~	<10
RSD-Akili Academy of New Orleans	Restraint	~	~	<10
RSD-Akili Academy of New Orleans	Restraint	~	~	<10
RSD-Akili Academy of New Orleans	Restraint	~	~	<10
RSD-Choice Foundation	Restraint	~	~	<10
RSD-Knowledge is Power Program (KIPP) N.O.	Restraint	~	~	<10
RSD-Knowledge is Power Program (KIPP) N.O.	Restraint	~	~	<10
RSD-FirstLine Schools, Inc.	Restraint	~	~	<10

**Use of Seclusion and Restraint for Students with Disabilities
2016-2017 School Year Data Report**

LEA Name	Seclusion/ Restraint	Age	Total Incidents	Total Students
St. Tammany Parish	Seclusion	~	~	<10
St. Tammany Parish	Seclusion	~	~	<10
St. Tammany Parish	Seclusion	~	~	<10
St. Tammany Parish	Seclusion	~	~	<10
Tangipahoa Parish	Seclusion	~	~	<10
Tangipahoa Parish	Seclusion	~	~	<10
Tangipahoa Parish	Seclusion	~	~	<10
Tangipahoa Parish	Seclusion	~	~	<10
Vermilion Parish	Seclusion	~	~	<10
Vermilion Parish	Seclusion	~	~	<10
Vermilion Parish	Seclusion	~	~	<10
Washington Parish	Seclusion	~	~	<10
City of Bogalusa School District	Seclusion	~	~	<10
LA Schools for the Deaf and Visually Impaired	Seclusion	~	~	<10
RSD-Crescent City Schools	Seclusion	~	~	<10
RSD-Crescent City Schools	Seclusion	~	~	<10
RSD-Crescent City Schools	Seclusion	~	~	<10
RSD-Crescent City Schools	Seclusion	~	~	<10
RSD-Crescent City Schools	Seclusion	~	~	<10
RSD-Crescent City Schools	Seclusion	~	~	<10
RSD-Crescent City Schools	Seclusion	~	~	<10
RSD-Morris Jeff Community School	Seclusion	~	~	<10
RSD-Success Preparatory Academy	Seclusion	~	~	<10
RSD-Success Preparatory Academy	Seclusion	~	~	<10
RSD-Success Preparatory Academy	Seclusion	~	~	<10
RSD-Akili Academy of New Orleans	Seclusion	~	~	<10
RSD-Akili Academy of New Orleans	Seclusion	~	~	<10
RSD-Knowledge is Power Program (KIPP) N.O.	Seclusion	~	~	<10
RSD-Knowledge is Power Program (KIPP) N.O.	Seclusion	~	~	<10
RSD-FirstLine Schools, Inc.	Seclusion	~	~	<10
RSD-FirstLine Schools, Inc.	Seclusion	~	~	<10
RSD-FirstLine Schools, Inc.	Seclusion	~	~	<10
	Total		1,617	467

Table 3. Seclusion/Restraint Count of Incidents & Students by Primary Exceptionality, 2016-2017 School Year

LEA Name	Seclusion/ Restraint	Primary Exceptionality	Total Incidents	Total Students
Acadia Parish	Restraint	~	~	<10
Allen Parish	Restraint	~	~	<10
Allen Parish	Restraint	~	~	<10
Ascension Parish	Restraint	~	~	<10
Ascension Parish	Restraint	~	~	<10
Ascension Parish	Restraint	~	~	<10
Ascension Parish	Restraint	~	~	<10
Ascension Parish	Restraint	~	~	<10
Ascension Parish	Restraint	~	~	<10
Assumption Parish	Restraint	~	~	<10
Avoyelles Parish	Restraint	~	~	<10
Avoyelles Parish	Restraint	~	~	<10
Avoyelles Parish	Restraint	~	~	<10
Avoyelles Parish	Restraint	~	~	<10
Bienville Parish	Restraint	~	~	<10
Bossier Parish	Restraint	~	~	<10
Caddo Parish	Restraint	~	~	<10
Caddo Parish	Restraint	~	~	<10
Caddo Parish	Restraint	~	~	<10
Caddo Parish	Restraint	~	~	<10
Caddo Parish	Restraint	~	~	<10
Calcasieu Parish	Restraint	~	~	<10
Calcasieu Parish	Restraint	~	~	<10
Calcasieu Parish	Restraint	~	~	<10
Calcasieu Parish	Restraint	~	~	<10
Calcasieu Parish	Restraint	~	~	<10
Concordia Parish	Restraint	~	~	<10
East Baton Rouge Parish	Restraint	~	~	<10
East Baton Rouge Parish	Restraint	~	~	<10
East Baton Rouge Parish	Restraint	~	~	<10
East Baton Rouge Parish	Restraint	~	~	<10
Franklin Parish	Restraint	~	~	<10
Iberia Parish	Restraint	~	~	<10
Iberia Parish	Restraint	~	~	<10
Iberia Parish	Restraint	~	~	<10
Lafayette Parish	Restraint	~	~	<10
Lafayette Parish	Restraint	~	~	<10
Lafayette Parish	Restraint	~	~	<10

**Use of Seclusion and Restraint for Students with Disabilities
2016-2017 School Year Data Report**

LEA Name	Seclusion/ Restraint	Primary Exceptionality	Total Incidents	Total Students
Lafayette Parish	Restraint	~	~	<10
Lafayette Parish	Restraint	~	~	<10
Lafayette Parish	Restraint	~	~	<10
Lafayette Parish	Restraint	~	~	<10
Lafayette Parish	Restraint	~	~	<10
Lafayette Parish	Restraint	~	~	<10
Lafourche Parish	Restraint	~	~	<10
Lafourche Parish	Restraint	~	~	<10
Lafourche Parish	Restraint	~	~	<10
Lafourche Parish	Restraint	~	~	<10
Lafourche Parish	Restraint	~	~	<10
Lafourche Parish	Restraint	~	~	<10
LaSalle Parish	Restraint	~	~	<10
LaSalle Parish	Restraint	~	~	<10
Lincoln Parish	Restraint	~	~	<10
Livingston Parish	Restraint	~	~	<10
Livingston Parish	Restraint	~	~	<10
Livingston Parish	Restraint	~	~	<10
Livingston Parish	Restraint	~	~	<10
Livingston Parish	Restraint	~	~	<10
Livingston Parish	Restraint	~	~	<10
Orleans Parish	Restraint	~	~	<10
Orleans Parish	Restraint	~	~	<10
Rapides Parish	Restraint	~	~	<10
Rapides Parish	Restraint	~	~	<10
Rapides Parish	Restraint	~	~	<10
Rapides Parish	Restraint	~	~	<10
Rapides Parish	Restraint	~	~	<10
Rapides Parish	Restraint	~	~	<10
Rapides Parish	Restraint	~	~	<10
Rapides Parish	Restraint	~	~	<10
Rapides Parish	Restraint	Other Health Impairments	50	12
Rapides Parish	Restraint	~	~	<10
Rapides Parish	Restraint	~	~	<10
Sabine Parish	Restraint	~	~	<10
Sabine Parish	Restraint	~	~	<10
St. Bernard Parish	Restraint	~	~	<10
St. Charles Parish	Restraint	~	~	<10
St. Charles Parish	Restraint	~	~	<10
St. Charles Parish	Restraint	Emotional Disturbance	284	22
St. Charles Parish	Restraint	~	~	<10

LEA Name	Seclusion/ Restraint	Primary Exceptionality	Total Incidents	Total Students
St. Charles Parish	Restraint	~	~	<10
St. Charles Parish	Restraint	~	~	<10
St. John the Baptist Parish	Restraint	~	~	<10
St. Tammany Parish	Restraint	~	~	<10
St. Tammany Parish	Restraint	Developmental Delay	55	17
St. Tammany Parish	Restraint	Emotional Disturbance	53	21
St. Tammany Parish	Restraint	~	~	<10
St. Tammany Parish	Restraint	~	~	<10
St. Tammany Parish	Restraint	~	~	<10
St. Tammany Parish	Restraint	~	~	<10
Tangipahoa Parish	Restraint	~	~	<10
Tangipahoa Parish	Restraint	~	~	<10
Tangipahoa Parish	Restraint	~	~	<10
Tangipahoa Parish	Restraint	~	~	<10
Washington Parish	Restraint	~	~	<10
Washington Parish	Restraint	~	~	<10
Washington Parish	Restraint	~	~	<10
Washington Parish	Restraint	~	~	<10
Webster Parish	Restraint	~	~	<10
Webster Parish	Restraint	~	~	<10
City of Bogalusa School District	Restraint	~	~	<10
LA Schools for the Deaf and Visually Impaired	Restraint	~	~	<10
Voices for International Business & Education	Restraint	~	~	<10
Lycee Francais de la Nouvelle-Orleans	Restraint	~	~	<10
RSD-Crescent City Schools	Restraint	~	~	<10
RSD-Crescent City Schools	Restraint	~	~	<10
RSD-Crescent City Schools	Restraint	~	~	<10
RSD-Crescent City Schools	Restraint	~	~	<10
RSD-Crescent City Schools	Restraint	~	~	<10
RSD-Morris Jeff Community School	Restraint	~	~	<10
RSD-Morris Jeff Community School	Restraint	~	~	<10
RSD-ReNEW-Reinventing Education Inc.	Restraint	~	~	<10
RSD-ReNEW-Reinventing Education Inc.	Restraint	~	~	<10
RSD-ReNEW-Reinventing Education Inc.	Restraint	~	~	<10
RSD-ReNEW-Reinventing Education Inc.	Restraint	~	~	<10
RSD-ReNEW-Reinventing Education Inc.	Restraint	~	~	<10
RSD-Success Preparatory Academy	Restraint	~	~	<10
RSD-Success Preparatory Academy	Restraint	~	~	<10
RSD-Akili Academy of New Orleans	Restraint	~	~	<10
RSD-Akili Academy of New Orleans	Restraint	~	~	<10

**Use of Seclusion and Restraint for Students with Disabilities
2016-2017 School Year Data Report**

LEA Name	Seclusion/ Restraint	Primary Exceptionality	Total Incidents	Total Students
RSD-Akili Academy of New Orleans	Restraint	~	~	<10
RSD-Choice Foundation	Restraint	~	~	<10
RSD-Knowledge is Power Program (KIPP) N.O.	Restraint	~	~	<10
RSD-Knowledge is Power Program (KIPP) N.O.	Restraint	~	~	<10
RSD-FirstLine Schools, Inc.	Restraint	~	~	<10
RSD-FirstLine Schools, Inc.	Restraint	~	~	<10
RSD-FirstLine Schools, Inc.	Restraint	~	~	<10
RSD-FirstLine Schools, Inc.	Restraint	~	~	<10
Ascension Parish	Seclusion	~	~	<10
Caddo Parish	Seclusion	~	~	<10
Caddo Parish	Seclusion	~	~	<10
Caddo Parish	Seclusion	~	~	<10
Caddo Parish	Seclusion	~	~	<10
Caddo Parish	Seclusion	~	~	<10
Calcasieu Parish	Seclusion	~	~	<10
Calcasieu Parish	Seclusion	~	~	<10
Calcasieu Parish	Seclusion	~	~	<10
Calcasieu Parish	Seclusion	~	~	<10
Caldwell Parish	Seclusion	~	~	<10
Concordia Parish	Seclusion	~	~	<10
East Feliciana Parish	Seclusion	~	~	<10
Lafayette Parish	Seclusion	~	~	<10
Lafayette Parish	Seclusion	~	~	<10
Lafayette Parish	Seclusion	~	~	<10
Lafayette Parish	Seclusion	~	~	<10
Lafayette Parish	Seclusion	~	~	<10
Lafourche Parish	Seclusion	~	~	<10
Lafourche Parish	Seclusion	~	~	<10
Lafourche Parish	Seclusion	~	~	<10
Livingston Parish	Seclusion	~	~	<10
Livingston Parish	Seclusion	~	~	<10
Livingston Parish	Seclusion	~	~	<10
Livingston Parish	Seclusion	~	~	<10
St. Bernard Parish	Seclusion	~	~	<10
St. Tammany Parish	Seclusion	~	~	<10
St. Tammany Parish	Seclusion	Developmental Delay	49	11
St. Tammany Parish	Seclusion	Emotional Disturbance	22	10
St. Tammany Parish	Seclusion	Other Health Impairments	25	10
St. Tammany Parish	Seclusion	~	~	<10
Tangipahoa Parish	Seclusion	~	~	<10

**Use of Seclusion and Restraint for Students with Disabilities
2016-2017 School Year Data Report**

LEA Name	Seclusion/ Restraint	Primary Exceptionality	Total Incidents	Total Students
Tangipahoa Parish	Seclusion	~	~	<10
Tangipahoa Parish	Seclusion	~	~	<10
Vermilion Parish	Seclusion	~	~	<10
Vermilion Parish	Seclusion	~	~	<10
Washington Parish	Seclusion	~	~	<10
City of Bogalusa School District	Seclusion	~	~	<10
LA Schools for the Deaf and Visually Impaired	Seclusion	~	~	<10
RSD-Crescent City Schools	Seclusion	~	~	<10
RSD-Crescent City Schools	Seclusion	~	~	<10
RSD-Crescent City Schools	Seclusion	~	~	<10
RSD-Crescent City Schools	Seclusion	~	~	<10
RSD-Morris Jeff Community School	Seclusion	~	~	<10
RSD-Success Preparatory Academy	Seclusion	~	~	<10
RSD-Success Preparatory Academy	Seclusion	~	~	<10
RSD-Akili Academy of New Orleans	Seclusion	~	~	<10
RSD-Akili Academy of New Orleans	Seclusion	~	~	<10
RSD-Knowledge is Power Program (KIPP) N.O.	Seclusion	~	~	<10
RSD-Knowledge is Power Program (KIPP) N.O.	Seclusion	~	~	<10
RSD-FirstLine Schools, Inc.	Seclusion	~	~	<10
RSD-FirstLine Schools, Inc.	Seclusion	~	~	<10
	Total		1,617	467

Table 4. Seclusion/Restraint Count of Incidents & Students by Race/Ethnicity, 2016-2017 School Year

LEA Name	Seclusion/ Restraint	Race/Ethnicity	Total Incidents	Total Students
Acadia Parish	Restraint	~	~	<10
Allen Parish	Restraint	~	~	<10
Ascension Parish	Restraint	~	~	<10
Ascension Parish	Restraint	~	~	<10
Assumption Parish	Restraint	~	~	<10
Avoyelles Parish	Restraint	~	~	<10
Avoyelles Parish	Restraint	~	~	<10
Avoyelles Parish	Restraint	~	~	<10
Bienville Parish	Restraint	~	~	<10
Bossier Parish	Restraint	~	~	<10
Bossier Parish	Restraint	~	~	<10
Caddo Parish	Restraint	~	~	<10
Caddo Parish	Restraint	~	~	<10
Caddo Parish	Restraint	~	~	<10
Calcasieu Parish	Restraint	~	~	<10
Calcasieu Parish	Restraint	~	~	<10
Calcasieu Parish	Restraint	White	28	14
Concordia Parish	Restraint	~	~	<10
East Baton Rouge Parish	Restraint	~	~	<10
East Baton Rouge Parish	Restraint	~	~	<10
Franklin Parish	Restraint	~	~	<10
Iberia Parish	Restraint	~	~	<10
Iberia Parish	Restraint	~	~	<10
Lafayette Parish	Restraint	Black or African American	42	17
Lafayette Parish	Restraint	~	~	<10
Lafayette Parish	Restraint	White	17	11
Lafourche Parish	Restraint	~	~	<10
Lafourche Parish	Restraint	~	~	<10
Lafourche Parish	Restraint	~	~	<10
LaSalle Parish	Restraint	~	~	<10
LaSalle Parish	Restraint	~	~	<10
Lincoln Parish	Restraint	~	~	<10
Livingston Parish	Restraint	~	~	<10
Livingston Parish	Restraint	~	~	<10
Livingston Parish	Restraint	White	20	10
Orleans Parish	Restraint	~	~	<10
Rapides Parish	Restraint	Black or African American	47	17
Rapides Parish	Restraint	~	~	<10

LEA Name	Seclusion/ Restraint	Race/Ethnicity	Total Incidents	Total Students
Rapides Parish	Restraint	~	~	<10
Rapides Parish	Restraint	White	71	18
Sabine Parish	Restraint	~	~	<10
Sabine Parish	Restraint	~	~	<10
St. Bernard Parish	Restraint	~	~	<10
St. Charles Parish	Restraint	Black or African American	162	23
St. Charles Parish	Restraint	~	~	<10
St. Charles Parish	Restraint	~	~	<10
St. Charles Parish	Restraint	White	154	16
St. John the Baptist Parish	Restraint	~	~	<10
St. Tammany Parish	Restraint	Black or African American	60	21
St. Tammany Parish	Restraint	~	~	<10
St. Tammany Parish	Restraint	~	~	<10
St. Tammany Parish	Restraint	White	92	39
Tangipahoa Parish	Restraint	~	~	<10
Tangipahoa Parish	Restraint	~	~	<10
Tangipahoa Parish	Restraint	~	~	<10
Washington Parish	Restraint	~	~	<10
Washington Parish	Restraint	~	~	<10
Webster Parish	Restraint	~	~	<10
Webster Parish	Restraint	~	~	<10
City of Bogalusa School District	Restraint	~	~	<10
LA Schools for the Deaf and Visually Impaired	Restraint	~	~	<10
LA Schools for the Deaf and Visually Impaired	Restraint	~	~	<10
LA Schools for the Deaf and Visually Impaired	Restraint	~	~	<10
Voices for International Business & Education	Restraint	~	~	<10
Lycee Francais de la Nouvelle-Orleans	Restraint	~	~	<10
RSD-Crescent City Schools	Restraint	Black or African American	89	11
RSD-Morris Jeff Community School	Restraint	~	~	<10
RSD-ReNEW-Reinventing Education Inc.	Restraint	~	~	<10
RSD-Success Preparatory Academy	Restraint	~	~	<10
RSD-Akili Academy of New Orleans	Restraint	~	~	<10
RSD-Choice Foundation	Restraint	~	~	<10
RSD-Knowledge is Power Program (KIPP) N.O.	Restraint	~	~	<10
RSD-FirstLine Schools, Inc.	Restraint	Black or African American	30	11
RSD-FirstLine Schools, Inc.	Restraint	~	~	<10
RSD-FirstLine Schools, Inc.	Restraint	~	~	<10
Ascension Parish	Seclusion	~	~	<10
Caddo Parish	Seclusion	~	~	<10
Caddo Parish	Seclusion	~	~	<10

LEA Name	Seclusion/ Restraint	Race/Ethnicity	Total Incidents	Total Students
Caddo Parish	Seclusion	~	~	<10
Calcasieu Parish	Seclusion	~	~	<10
Calcasieu Parish	Seclusion	~	~	<10
Calcasieu Parish	Seclusion	~	~	<10
Caldwell Parish	Seclusion	~	~	<10
Concordia Parish	Seclusion	~	~	<10
East Feliciana Parish	Seclusion	~	~	<10
Lafayette Parish	Seclusion	~	~	<10
Lafayette Parish	Seclusion	~	~	<10
Lafourche Parish	Seclusion	~	~	<10
Lafourche Parish	Seclusion	~	~	<10
Lafourche Parish	Seclusion	~	~	<10
Livingston Parish	Seclusion	~	~	<10
Livingston Parish	Seclusion	~	~	<10
St. Bernard Parish	Seclusion	~	~	<10
St. Tammany Parish	Seclusion	Black or African American	37	11
St. Tammany Parish	Seclusion	~	~	<10
St. Tammany Parish	Seclusion	~	~	<10
St. Tammany Parish	Seclusion	White	62	21
Tangipahoa Parish	Seclusion	~	~	<10
Tangipahoa Parish	Seclusion	~	~	<10
Vermilion Parish	Seclusion	~	~	<10
Vermilion Parish	Seclusion	~	~	<10
Washington Parish	Seclusion	~	~	<10
City of Bogalusa School District	Seclusion	~	~	<10
LA Schools for the Deaf and Visually Impaired	Seclusion	~	~	<10
RSD-Crescent City Schools	Seclusion	Black or African American	63	11
RSD-Morris Jeff Community School	Seclusion	~	~	<10
RSD-Success Preparatory Academy	Seclusion	~	~	<10
RSD-Akili Academy of New Orleans	Seclusion	~	~	<10
RSD-Knowledge is Power Program (KIPP) N.O.	Seclusion	~	~	<10
RSD-FirstLine Schools, Inc.	Seclusion	~	~	<10
RSD-FirstLine Schools, Inc.	Seclusion	~	~	<10
	Total		1,617	467

Table 5. Seclusion/Restraint Count of Incidents & Students by Gender, 2016-2017 School Year

LEA Name	Seclusion/ Restraint	Gender	Total Incidents	Total Students
Acadia Parish	Restraint	~	~	<10
Allen Parish	Restraint	~	~	<10
Ascension Parish	Restraint	~	~	<10
Assumption Parish	Restraint	~	~	<10
Avoyelles Parish	Restraint	~	~	<10
Avoyelles Parish	Restraint	~	~	<10
Bienville Parish	Restraint	~	~	<10
Bossier Parish	Restraint	~	~	<10
Caddo Parish	Restraint	~	~	<10
Caddo Parish	Restraint	~	~	<10
Calcasieu Parish	Restraint	~	~	<10
Calcasieu Parish	Restraint	Male	32	17
Concordia Parish	Restraint	~	~	<10
East Baton Rouge Parish	Restraint	~	~	<10
East Baton Rouge Parish	Restraint	~	~	<10
Franklin Parish	Restraint	~	~	<10
Iberia Parish	Restraint	~	~	<10
Lafayette Parish	Restraint	~	~	<10
Lafayette Parish	Restraint	Male	54	25
Lafourche Parish	Restraint	~	~	<10
Lafourche Parish	Restraint	Male	22	11
LaSalle Parish	Restraint	~	~	<10
Lincoln Parish	Restraint	~	~	<10
Livingston Parish	Restraint	~	~	<10
Livingston Parish	Restraint	Male	23	11
Orleans Parish	Restraint	~	~	<10
Orleans Parish	Restraint	~	~	<10
Rapides Parish	Restraint	~	~	<10
Rapides Parish	Restraint	Male	98	31
Sabine Parish	Restraint	~	~	<10
Sabine Parish	Restraint	~	~	<10
St. Bernard Parish	Restraint	~	~	<10
St. Charles Parish	Restraint	~	~	<10
St. Charles Parish	Restraint	Male	378	40
St. John the Baptist Parish	Restraint	~	~	<10
St. Tammany Parish	Restraint	~	~	<10
St. Tammany Parish	Restraint	Male	157	59
Tangipahoa Parish	Restraint	~	~	<10

LEA Name	Seclusion/ Restraint	Gender	Total Incidents	Total Students
Tangipahoa Parish	Restraint	~	~	<10
Washington Parish	Restraint	~	~	<10
Webster Parish	Restraint	~	~	<10
City of Bogalusa School District	Restraint	~	~	<10
LA Schools for the Deaf and Visually Impaired	Restraint	~	~	<10
LA Schools for the Deaf and Visually Impaired	Restraint	~	~	<10
Voices for International Business & Education	Restraint	~	~	<10
Lycee Francais de la Nouvelle-Orleans	Restraint	~	~	<10
RSD-Crescent City Schools	Restraint	~	~	<10
RSD-Crescent City Schools	Restraint	Male	88	10
RSD-Morris Jeff Community School	Restraint	~	~	<10
RSD-ReNEW-Reinventing Education Inc.	Restraint	~	~	<10
RSD-Success Preparatory Academy	Restraint	~	~	<10
RSD-Akili Academy of New Orleans	Restraint	~	~	<10
RSD-Akili Academy of New Orleans	Restraint	~	~	<10
RSD-Choice Foundation	Restraint	~	~	<10
RSD-Knowledge is Power Program (KIPP) N.O.	Restraint	~	~	<10
RSD-FirstLine Schools, Inc.	Restraint	~	~	<10
RSD-FirstLine Schools, Inc.	Restraint	Male	33	13
Ascension Parish	Seclusion	~	~	<10
Caddo Parish	Seclusion	~	~	<10
Caddo Parish	Seclusion	~	~	<10
Calcasieu Parish	Seclusion	~	~	<10
Calcasieu Parish	Seclusion	~	~	<10
Caldwell Parish	Seclusion	~	~	<10
Concordia Parish	Seclusion	~	~	<10
East Feliciana Parish	Seclusion	~	~	<10
Lafayette Parish	Seclusion	~	~	<10
Lafayette Parish	Seclusion	~	~	<10
Lafourche Parish	Seclusion	~	~	<10
Lafourche Parish	Seclusion	~	~	<10
Livingston Parish	Seclusion	~	~	<10
Livingston Parish	Seclusion	~	~	<10
St. Bernard Parish	Seclusion	~	~	<10
St. Tammany Parish	Seclusion	~	~	<10
St. Tammany Parish	Seclusion	Male	88	28
Tangipahoa Parish	Seclusion	~	~	<10
Tangipahoa Parish	Seclusion	~	~	<10
Vermilion Parish	Seclusion	~	~	<10
Washington Parish	Seclusion	~	~	<10

Use of Seclusion and Restraint for Students with Disabilities
2016-2017 School Year Data Report

LEA Name	Seclusion/ Restraint	Gender	Total Incidents	Total Students
City of Bogalusa School District	Seclusion	~	~	<10
LA Schools for the Deaf and Visually Impaired	Seclusion	~	~	<10
RSD-Crescent City Schools	Seclusion	~	~	<10
RSD-Crescent City Schools	Seclusion	~	~	<10
RSD-Morris Jeff Community School	Seclusion	~	~	<10
RSD-Success Preparatory Academy	Seclusion	~	~	<10
RSD-Akili Academy of New Orleans	Seclusion	~	~	<10
RSD-Akili Academy of New Orleans	Seclusion	~	~	<10
RSD-Knowledge is Power Program (KIPP) N.O.	Seclusion	~	~	<10
RSD-FirstLine Schools, Inc.	Seclusion	~	~	<10
RSD-FirstLine Schools, Inc.	Seclusion	~	~	<10
	Total		1,617	467

Table 6. Seclusion / Restraint Policy Handbook Submission by LEA

LEA Name	Handbook Submission
Acadia Parish	Submitted
Allen Parish	Submitted
Ascension Parish	Submitted
Assumption Parish	Submitted
Avoyelles Parish	Submitted
Beauregard Parish	Submitted
Bienville Parish	Submitted
Bossier Parish	Submitted
Caddo Parish	Submitted
Calcasieu Parish	Submitted
Caldwell Parish	Submitted
Cameron Parish	Submitted
Catahoula Parish	Submitted
Claiborne Parish	Submitted
Concordia Parish	Submitted
DeSoto Parish	Submitted
East Baton Rouge Parish	Submitted
East Carroll Parish	Submitted
East Feliciana Parish	Submitted
Evangeline Parish	Submitted
Franklin Parish	Submitted
Grant Parish	Submitted
Iberia Parish	Submitted
Iberville Parish	Submitted
Jackson Parish	Submitted
Jefferson Parish	Submitted
Jefferson Davis Parish	Submitted
Lafayette Parish	Submitted
Lafourche Parish	Submitted
LaSalle Parish	Submitted
Lincoln Parish	Submitted
Livingston Parish	Submitted
Madison Parish	Submitted
Morehouse Parish	Submitted
Natchitoches Parish	Submitted

LEA Name	Handbook Submission
Orleans Parish	Submitted
Ouachita Parish	Submitted
Plaquemines Parish	Submitted
Pointe Coupee Parish	Submitted
Rapides Parish	Submitted
Red River Parish	Submitted
Richland Parish	Submitted
Sabine Parish	Submitted
St. Bernard Parish	Submitted
St. Charles Parish	Submitted
St. Helena Parish	Submitted
St. James Parish	Submitted
St. John the Baptist Parish	Submitted
St. Landry Parish	Submitted
St. Martin Parish	Submitted
St. Mary Parish	Submitted
St. Tammany Parish	Submitted
Tangipahoa Parish	Submitted
Tensas Parish	Submitted
Terrebonne Parish	Submitted
Union Parish	Submitted
Vermilion Parish	Submitted
Vernon Parish	Submitted
Washington Parish	Submitted
Webster Parish	Submitted
West Baton Rouge Parish	Submitted
West Carroll Parish	Submitted
West Feliciana Parish	Submitted
Winn Parish	Submitted
City of Monroe School District	Submitted
City of Bogalusa School District	Submitted
Zachary Community School District	Submitted
City of Baker School District	Submitted
Central Community School District	Submitted
Special School District	Submitted
RSD-New Beginnings Schools Foundation	Submitted

LEA Name	Handbook Submission
LA Schools for the Deaf and Visually Impaired	Submitted
Louisiana Special Education Center	Submitted
New Vision Learning Academy	Submitted
V. B. Glencoe Charter School	Submitted
International School of Louisiana	Submitted
Avoyelles Public Charter School	Not Submitted
Delhi Charter School	Not Submitted
Belle Chasse Academy, Inc.	Submitted
The MAX Charter School	Submitted
D'Arbonne Woods Charter School	Submitted
Community School for Apprenticeship Learning, Inc.	Submitted
Voices for International Business & Education	Submitted
University View Academy, Inc.	Submitted
Lake Charles Charter Academy Foundation, Inc.	Submitted
Lycee Francais de la Nouvelle---Orleans	Submitted
New Orleans Military/Maritime Academy	Submitted
RSD-The NET Charter School	Submitted
RSD-Crescent Leadership Academy	Submitted
RSD-Crescent City Schools	Submitted
RSD-Community Leaders Advocating Student Success	Not Submitted
RSD-Spirit of Excellence Academy	Submitted
RSD-Morris Jeff Community School	Submitted
RSD-ReNEW-Reinventing Education, Inc.	Submitted
Shreveport Charter School, Inc.	Not Submitted
RSD-Arise Academy	Submitted
RSD-Success Preparatory Academy	Submitted
RSD-Akili Academy of New Orleans	Submitted
RSD-Collegiate Academies	Submitted
RSD-New Orleans College Preparatory Academies	Submitted
RSD-Pelican Educational Foundation	Submitted
RSD-Dryades YMCA	Submitted
RSD-Choice Foundation	Submitted
RSD-Algiers Charter Schools Association (ACSA)	Submitted
RSD-Institute for Academic Excellence	Submitted
RSD-Knowledge is Power Program (KIPP) N.O.	Submitted
RSD-FirstLine Schools, Inc.	Submitted

LEA Name	Handbook Submission
RSD-Better Choice Foundation	Submitted
RSD-Celerity Schools Louisiana, Inc.	Submitted
RSD-Baton Rouge University Preparatory School Inc.	Not Submitted
RSD-Friendship Louisiana, Inc.	Submitted
JCFA-East	Submitted
Advantage Charter Academy	Submitted
Tallulah Charter School	Submitted
Willow Charter Academy	Submitted
Dr. Martin Luther King Charter School for Sci/Tech	Submitted
Joseph A. Craig Charter School	Submitted
Lincoln Preparatory School: A TMCF Collegiate Academy	Submitted
Laurel Oaks Charter School	Submitted
Apex Collegiate Academy Charter School	Not Submitted
Smothers Academy Preparatory School	Not Submitted
Greater Grace Charter Academy Inc.	Submitted
Iberville Charter Academy	Submitted
Delta Charter Group	Submitted
Lake Charles College Prep	Submitted
Northeast Claiborne Charter	Submitted
Acadiana Renaissance Charter Academy	Submitted
Louisiana Key Academy	Not Submitted
Lafayette Charter Foundation	Submitted
Impact Charter Elementary	Submitted
Vision Academy	Submitted
Louisiana Virtual Charter Academy	Submitted
Southwest Louisiana Charter Academy	Submitted
JS Clark Leadership Academy	Submitted
Tangipahoa Charter School Association	Submitted
GEO Prep Academy of Greater Baton Rouge	Submitted
RSD-Democracy Prep Louisiana Charter School	Submitted
RSD-Baton Rouge Bridge Academy Inc.	Submitted
RSD-Baton Rouge College Preparatory, Inc.	Submitted