

This guide includes the following sections:

- Purpose
- Introduction
- Reporting Categories
- Assessment Design
- Test Administration Policies
- Item Types
- Sample Test Items
- Resources
- Appendix

PURPOSE

This document is designed to assist Louisiana educators in understanding the LEAP 2025 English Language Arts assessment for grade 6, which is administered in the spring.

INTRODUCTION

All students in grades 3–10 will take the LEAP 2025 ELA and mathematics assessments, which provide

- questions that have been reviewed by Louisiana educators to ensure their alignment to the [Louisiana Student Standards](#) and appropriateness for Louisiana students;
- measurement of the full range of student performance, including the performance of high- and low-performing students;
- information for educators and parents about student readiness in ELA and mathematics and whether students are “on track” for college and careers
- comparison of Louisiana student performance with the performance of students in other states

REPORTING CATEGORIES

Student performance on the LEAP 2025 ELA assessments will be reported by claim and subclaim as outlined in the following table.

Claim	Subclaim	Subclaim Description
Reading	Reading Literary Text	Students read and demonstrate comprehension of grade-level fiction, drama, and poetry.
	Reading Informational Text	Students read and demonstrate comprehension of grade-level non-fiction, including texts about history, science, and the arts.
	Reading Vocabulary	Students use context to determine the meaning of words and phrases in grade-level texts.
Writing	Written Expression	Students use details from provided texts to compose well-developed, organized, clear writing.
	Knowledge and Use of Language Conventions	Students use the rules of standard English (grammar, mechanics, and usage) to compose writing.

These reporting categories provide parents and educators valuable information about

- overall student performance, including readiness to continue further studies in English language arts;
- student performance broken down by subcategories, which may help identify when students need additional support or more challenging work in reading and writing; and
- how well schools and districts are helping students achieve higher expectations.

Achievement-Level Definitions

Achievement-level definitions briefly describe the expectations for student performance at each of Louisiana’s five achievement levels:

- **Advanced:** Students performing at this level have **exceeded** college and career readiness expectations, and are well prepared for the next level of studies in this content area.
- **Mastery:** Students performing at this level have **met** college and career readiness expectations, and are prepared for the next level of studies in this content area.
- **Basic:** Students performing at this level have **nearly met** college and career readiness expectations, and may need additional support to be fully prepared for the next level of studies in this content area.
- **Approaching Basic:** Students performing at this level have **partially met** college and career readiness expectations, and will need much support to be prepared for the next level of studies in this content area.
- **Unsatisfactory:** Students performing at this level have **not yet met** the college and career readiness expectations, and will need extensive support to be prepared for the next level of studies in this content area.

ASSESSMENT DESIGN

The LEAP 2025 ELA Assessments focus on an integrated approach to reading and writing that reflects instruction in an effective ELA classroom:

- careful, close reading of complex grade-level literary and informational texts
- a full range of texts from across the disciplines, including science, social studies, and the arts
- tasks that integrate key ELA skills by asking students to read text(s), answer reading and vocabulary questions about the text(s), and then write using evidence from what they have read
- questions worth answering, ordered in a way that builds meaning
- a focus on students citing evidence from texts when answering questions about a specific passage or when writing about a set of related passages
- a focus on words that matter most in texts, that are essential to understanding a particular text, and that include context that allows a student to determine literal and figurative meanings

All students will take the Research Simulation Task. The other task will be **either** the Literary Analysis Task **or** the Narrative Writing Task. At grades 4 through 10, an additional passage set will come after the Literary Analysis Task (one text only) or the Narrative Writing Task (one text or a pair of related texts). At grade 6, the additional set may be literary or informational and is included to balance the reading load across the test and to maintain consistent timing in sessions 1 and 2.

The tasks are described below.

- **Research Simulation Task:** mirrors the research process by presenting three texts on a given topic. Students answer a set of selected-response questions about the texts and then write an extended response about some aspect of the related texts (e.g., how each text presents the topic, point of view or purpose of texts, analysis of argument/claims).
- **Literary Analysis Task:** provides students an opportunity to show their understanding of literature. It asks students to read two literary texts, answer a set of selected-response questions about the texts, and write an extended response that compares and/or explains key ideas or elements in the texts (e.g., contribution of a section to theme, setting, plot; central idea; comparison of themes).
- **Narrative Writing Task:** asks students to read a literary text, answer a set of selected-response questions about the text, and then create a narrative related to the text (e.g., finish the story; retell the story in another narrative form, such as a journal entry). Students should make sure that they create narrative, not expository, responses.

Session 1 consists of **either** the Literary Analysis Task and an additional passage set with one text **or** the Research Simulation Task, administered by itself.

Session 2 consists of **either** the Research Simulation Task, administered by itself, **or** the Narrative Writing Task and an additional passage set with a pair of related texts.

Session 3, Reading Literary and Informational Texts, asks students to read texts and answer questions to show their understanding of each text. The reading selections may include fiction (e.g., short stories, novel and drama excerpts, poems) and non-fiction (e.g., informational texts from across the disciplines of science, history, and the arts). Students will answer only selected-response questions about each text. No writing is included in this session.

NOTE: Session 3 will include 2-3 operational passage sets **and** 1 additional passage set that is being field tested. Each passage set at grade 6 includes one text or a pair of related texts and 4 or 6 questions about the text(s). Only a student’s performance on the operational passages will count towards a student’s final score. The field-test questions do **not** count towards a student’s final score on the test; they provide information that will be used to help develop future test forms.

The table on the next page outlines the two possible designs of the Grade 6 ELA Assessment. The first part of the table shows the test design when the Literary Analysis Task is administered, while the second part of the table shows the test design when the Narrative Writing Task is administered.

Grade 6 ELA Test Design—Literary Analysis Task (LAT) Administered

Test Session	Focus of Session	Number of Passages	Number/Type of Items	Assessable ELA Student Standards (by subclaim)
Session 1	Literary Analysis Task (LAT) and a Reading Passage Set with one text	3	5 SR and 1 PCR 4 SR	LAT: RL standards; vocabulary standards RL.4, L.4, and L.5; writing standards W.1–2, 4, 9–10; conventions standards L.1-2, plus language skills from previous grades; Reading Set: RL and RI standards and vocabulary standards RL.4, RI.4, L. 4, and L.5
Session 2	Research Simulation Task (RST)	3	7 SR and 1 PCR	RI standards; vocabulary standards RI.4, L.4 and L.5; writing standards W.1–2, 4, 7–10; conventions standards L.1–2, plus language skills from previous grades
Session 3	Reading Literary and Informational Texts	3*	12 SR*	RL and RI standards and vocabulary standards RL.4, RI.4, L.4 and L.5

OR

Grade 6 ELA Test Design—Narrative Writing Task (NWT) Administered

Test Session	Focus of Session	Number of Passages	Number/Type of Items	Assessable ELA Student Standards (by subclaim)
Session 1	Research Simulation Task (RST)	3	7 SR and 1 PCR	RI standards; vocabulary standards RI.4, L.4, L.5; writing standards; W.1–2, 4, 7–10; conventions standards L.1–2, plus language skills from previous grades
Session 2	Narrative Writing Task (NWT) and Reading Passage Set with a pair of related texts	3	4 SR and 1 PCR 6 SR	NWT: RL standards; vocabulary standards RL.4, L.4-5; writing standards W.3-4; conventions standards L.1-2, plus language skills from previous grades; Reading Set: RL and RI standards and vocabulary standards RL.4, RI.4, L. 4, L.5
Session 3	Reading Literary and Informational Texts	3*	14 SR*	RL and RI standards and vocabulary standards RL.4, RI.4, L.4 and L.5

***The table reflects the operational test only. An additional passage set will also be included for field test purposes; see [Session 3 description](#) for more information.**

SR: Selected Response—includes two-part items ([EBSR](#)), [multiple-select](#) items, and [technology-enhanced](#) items

PCR: Prose Constructed Response—requires an extended written response **RL:** Reading Literature; **L:** Language; **W:** Writing; **RI:** Reading Informational text

TEST ADMINISTRATION POLICIES

Administration Schedule

The LEAP 2025 ELA, mathematics, and social studies assessments will be available to districts as computer-based tests (CBT) for grade 6. The **CBT window opens April 9, 2018, and runs through May 4, 2018**. The school or district test coordinator will communicate the testing schedule. For more information about the scheduling of the CBT and online administration policies, refer to the [CBT Guidance](#) document, found in the LDOE [assessment library](#).

The table below shows the session information for the spring grade 6 ELA assessment.

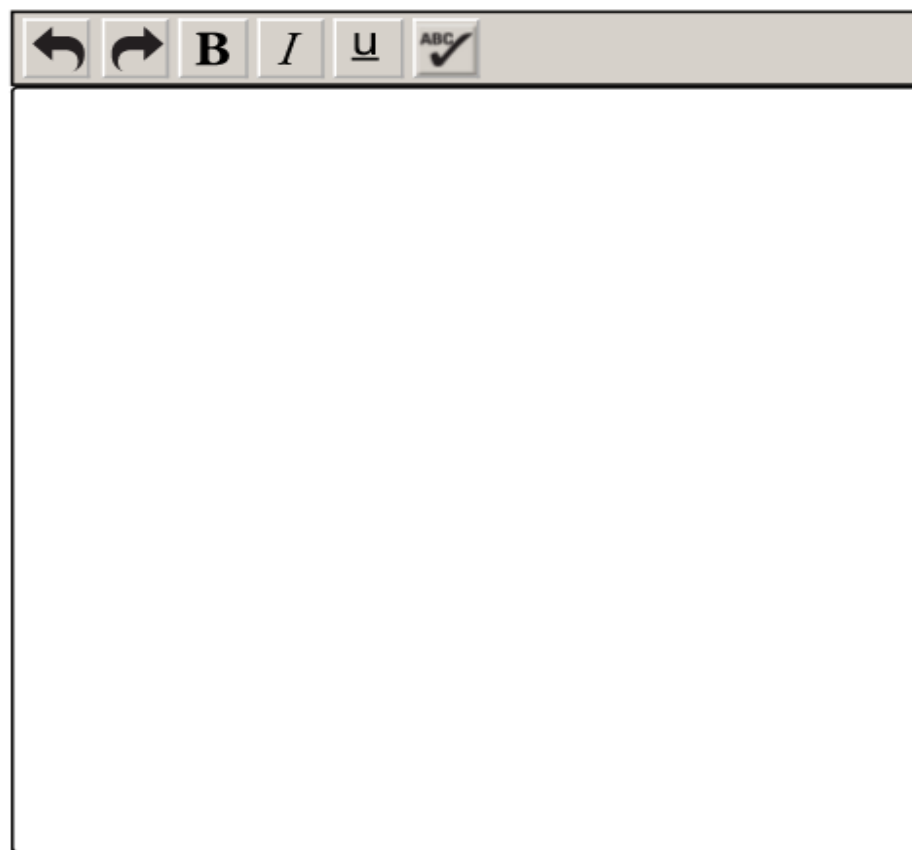
LEAP 2025 Grade 6 ELA Assessment	
Session 1	Literary Analysis Task and a passage set with one text OR Research Simulation Task
Session 2	Research Simulation Task OR Narrative Writing Task and a passage set with a pair of related texts
Session 3	Reading Literary and Informational Texts

The LDOE is currently analyzing timing data, feedback from schools and districts, and field-test information to determine the appropriate session times for the LEAP 2025 ELA and mathematics assessments. Information about the exact times for ELA will be added to the table in Fall 2017.

The LEAP 2025 ELA, mathematics, and social studies tests are **timed** and no additional time is permitted, except for students who have a documented extended time accommodation (e.g., an IEP).








Computer-Based Tests

Students will enter their answers into the online testing system. The way each answer is entered depends on the item type. For example, for an EBSR item with one correct answer in each part, a student will click on the circle next to the correct answer in Part A and in Part B. When responding to a PCR, students will type their essays into a response box, like the one shown below.

A screenshot of a text response box. At the top, there is a toolbar with six icons: a left-pointing arrow (undo), a right-pointing arrow (redo), a bold letter 'B', an italic letter 'I', an underlined letter 'u', and a checkmark icon with the letters 'ABC' above it. Below the toolbar is a large, empty rectangular text area.

The toolbar at the top of the response box allows students to undo or redo an action; add boldface, italics, or underlining to their response; and check the spelling of words in their response. There is a limit to the number of characters that can be typed into the response box; however, it is set well beyond what a student might produce given the LEAP 2025 essay expectations and time limits. The character count is not included on the response box so students focus on the quality of their essays rather than the amount of writing.

The computer-based tests include the following online tools, which allow a student to select answer choices, “mark” items, eliminate answer options, take notes, enlarge the item, and guide the reading of a text or an item line by line. A help tool is also featured to assist students as they use the online system.

- Pointer tool 
- Highlighter tool 
- Cross-Off tool 
- Sticky Note tool 
- Magnifying tool 
- Line Guide 
- Help tool 

All students taking the computer-based tests should work through the Online Tools Training (available in INSIGHT or [here](#) using the Chrome browser) to practice using the online tools so they are well prepared to navigate the online testing system.

Permitted Testing Materials

Students will be permitted to have school-issued scratch paper only, which can be used to help students prepare their written responses.

Students will **not** be allowed to use dictionaries and thesauruses on any part of the test. Because the ELA tests integrate reading and writing, the use of a dictionary or thesaurus would compromise the measurement of many reading standards. For example, a student would be able to look up key vocabulary words or other words essential to measuring a student’s understanding of a text. Definitions will be provided as footnotes for words that are important to understanding the text but do not have sufficient context. The scoring of the written responses takes into account the absence of such resources and the time constraints of each task.

For more information about accessibility features and accommodations, please refer to [LEAP 2025 Accessibility and Accommodations Manual](#).

ITEM TYPES

The grade 6 ELA assessment includes the following types of items:

- 1) **Evidence-Based Selected Response (EBSR)**: This item type consists of two parts; one part asks students to show their understanding of a text and the other part asks students to identify evidence to support that understanding. The EBSR items are worth two points, and students can earn partial credit (1 point). However, they must answer correctly the part that asks them to show their understanding of a text and not only the part that asks for evidence. This means that if part A asks students to identify the theme of a text and part B asks for evidence of that theme, students must answer part A correctly to receive any credit; they cannot receive partial credit for answering only part B correctly.
- 2) **Multiple Select (MS)**: This item type asks students to choose more than one correct answer and may appear as a one-part question or as an EBSR item. Whenever this item type is used, the question always identifies in boldface print the number of correct answers required. The MS items are worth two points, and students can earn partial credit (1 point) if they get one of two correct answers or two of three correct answers in a one-part MS item or in part A, if the MS item is an EBSR.
- 3) **Technology Enhanced (TE)**: This item type uses technology to capture student comprehension of texts. Each TE item is worth two points, and students can earn partial credit (1 point). The Online Tools Training will allow students to practice answering TE questions to prepare for the computer-based test. For a summary of the different kinds of TE items, refer to [Technology-Enhanced Item Types Available in INSIGHT \(Update Fall 2017\)](#).
- 4) **Prose Constructed Response (PCR)**: This item type appears at the end of each of the two tasks and asks students to create an extended and complete written response. It elicits evidence that students have understood a text or texts they have read and can communicate that understanding well, both in terms of written expression and knowledge of language and conventions.

There are two [grade 6 rubrics](#) used to score the PCRs—one to score student responses to the Literary Analysis Task (LAT) and the Research Simulation Task (RST) and one to score student responses to the Narrative Writing Task (NWT). The table that follows summarizes the scoring of the grade 6 tasks.

Scoring of Grade 6 Tasks				
Task	Dimensions	Points by Dimension	Total Points	Rubric
Literary Analysis	Reading Comprehension and Written Expression*	16 points (4 times holistic score)	19	LAT/RST Rubric
	Conventions	3 points		
Research Simulation	Reading Comprehension and Written Expression*	16 points (4 times holistic score)	19	LAT/RST Rubric
	Conventions	3 points		
Narrative Writing	Written Expression	12 points (3 times holistic score)	15	NWT Rubric
	Conventions	3 points		

*When scoring the combined Reading Comprehension and Written Expression dimension, the holistic score (4, 3, 2, 1, 0) is determined, based on which score point best describes that response. That holistic score is multiplied by 4. This means that if a student receives a 2 for Reading Comprehension and Written Expression, the student will receive a score of 8 for this dimension. This score is then added to the Conventions score to provide the total score for the RST or the LAT.

SAMPLE TEST ITEMS

This section includes samples of each item type: an Evidence-Based Selected Response (EBSR), a Technology-Enhanced (TE) item, a Multiple-Select (MS) item, and a Prose Constructed Response (PCR).

Information associated with the sample items (i.e., answer keys/rubric and standards alignment) is located in the [Appendix](#). Some of the sample items, and the passages associated with them, will also be included in the OTT.

Evidence-Based Selected-Response Item

Read the poem "If—." Then answer the questions.

If—

by Rudyard Kipling

- If you can keep your head when all about you
Are losing theirs and blaming it on you;
If you can trust yourself when all men doubt you,
But make allowance for their doubting too;
5 If you can wait and not be tired by waiting,
Or being lied about, don't deal in lies,
Or being hated, don't give way to hating,
And yet don't look too good, nor talk too wise;

Part A

What is the theme of the poem "If—"?

- (a) Having many friends is key to becoming a powerful leader.
- (b) Self-awareness and control are necessary for success.
- (c) Explaining one's problems to others leads to growth.
- (d) Understanding the motivations of one's enemies is needed for success.

Read the poem "If—." Then answer the questions.

If—

by Rudyard Kipling

If you can keep your head when all about you
Are losing theirs and blaming it on you;
If you can trust yourself when all men doubt you,
But make allowance for their doubting too;
5 If you can wait and not be tired by waiting,
Or being lied about, don't deal in lies,
Or being hated, don't give way to hating,
And yet don't look too good, nor talk too wise;

Part B

What advice does the speaker give that supports the answer to Part A?

- (a) Trust yourself, but try to understand why others doubt you.
- (b) Do whatever is necessary to be liked by others.
- (c) Help others because you might need their help one day.
- (d) Confront enemies who are trying to hurt you.

Technology-Enhanced Item

Today you will read two articles about advances in weather forecasting.

Read the article "Father of All Forecasters." Then answer the questions.

Father of All Forecasters

by Charlene Brusso

- 1 Did you know that the National Weather Service gathers data from across the country to help create local weather reports every day? In fact, its on-line national map (www.weather.gov/view/largemap.php) refreshes itself every five minutes to offer updated watches, warnings, and advisories. Cleveland Abbe would be so proud!
- 2 Abbe was born in New York City on December 3, 1838. In the summers, he worked on his grandfather's farm outside Windham, Connecticut. Fascinated by nature, he learned how important the weather could be on the farm. Heavy rains might delay planting or drown plants before they could be harvested. Storms could knock crops flat.
- 3 After studying science and mathematics, Abbe became a teacher. While teaching at the University of Michigan in Ann Arbor, he also studied astronomy. In 1868, he was hired as director of Ohio's Cincinnati Observatory. Abbe knew that atmospheric conditions such as clouds, haze, fog, and rain could affect astronomical observations. He became fascinated with the idea of studying weather in other places to predict what the local weather would be like.

Select the options from the drop-down menus that **best** complete the sentences.

Abbe's studies led him to enter the field of

, which is the study of

, such as clouds, rain,

and wind. His research allowed him to create forecasts

based on his and provide

to areas that were going to have bad

weather.

Today you will read two articles about advances in weather forecasting.

Read the article "Father of All Forecasters." Then answer the questions.

Father of All Forecasters

by Charlene Brusso

- 1 Did you know that the National Weather Service gathers data from across the country to help create local weather reports every day? In fact, its on-line national map (www.weather.gov/view/largemap.php) refreshes itself every five minutes to offer updated watches, warnings, and advisories. Cleveland Abbe would be so proud!
- 2 Abbe was born in New York City on December 3, 1838. In the summers, he worked on his grandfather's farm outside Windham, Connecticut. Fascinated by nature, he learned how important the weather could be on the farm. Heavy rains might delay planting or drown plants before they could be harvested. Storms could knock crops flat.
- 3 After studying science and mathematics, Abbe became a teacher. While teaching at the University of Michigan in Ann Arbor, he also studied astronomy. In 1868, he was hired as director of Ohio's Cincinnati Observatory. Abbe knew that atmospheric conditions such as clouds, haze, fog, and rain could affect astronomical observations. He became fascinated with the idea of studying weather in other places to predict what the local weather would be like.

Select the options from the drop-down menus that **best** complete the sentences.

Abbe's studies led him to enter the field of

, which is the study of

, such as clouds, rain, and wind. His research allowed him to create forecasts based on his and provide

to areas that were going to have bad weather.

mathematics
astronomy
meteorology

atmospheric conditions
astronomical observations
time zones

advisories
stations
barometers

science
probabilities
locations

Multiple-Select Item

Refer to the articles “Father of All Forecasters” and “At Your Fingertips.” Then answer the question.

Father of All Forecasters

by Charlene Brusso

- 1 Did you know that the National Weather Service gathers data from across the country to help create local weather reports every day? In fact, its on-line national map (www.weather.gov/view/largemap.php) refreshes itself every five minutes to offer updated watches, warnings, and advisories. Cleveland Abbe would be so proud!
- 2 Abbe was born in New York City on December 3, 1838. In the summers, he worked on his grandfather’s farm outside Windham, Connecticut. Fascinated by nature, he learned how important the weather could be on the farm. Heavy rains might delay planting or drown plants before they could be harvested. Storms could knock crops flat.
- 3 After studying science and mathematics, Abbe became a teacher. While teaching at the University of Michigan in Ann Arbor, he also studied astronomy. In 1868, he was hired as director of Ohio’s Cincinnati Observatory. Abbe knew that atmospheric conditions such as clouds, haze, fog, and rain could affect astronomical observations. He became fascinated with the idea of studying weather in other places to predict what the local weather would be like.

Part A

Which claim is shared by the authors of both “Father of All Forecasters” and “At Your Fingertips”?

- (a) The National Weather Service improves people’s lives.
- (b) Scientific research resulted in the U.S. Weather Bureau.
- (c) People should thank the National Weather Service for its work.
- (d) Abbe should be remembered for his work at the U.S. Weather Bureau.

Refer to the articles “Father of All Forecasters” and “At Your Fingertips.” Then answer the question.

Father of All Forecasters

by Charlene Brusso

- 1 Did you know that the National Weather Service gathers data from across the country to help create local weather reports every day? In fact, its on-line national map (www.weather.gov/view/largemap.php) refreshes itself every five minutes to offer updated watches, warnings, and advisories. Cleveland Abbe would be so proud!
- 2 Abbe was born in New York City on December 3, 1838. In the summers, he worked on his grandfather’s farm outside Windham, Connecticut. Fascinated by nature, he learned how important the weather could be on the farm. Heavy rains might delay planting or drown plants before they could be harvested. Storms could knock crops flat.
- 3 After studying science and mathematics, Abbe became a teacher. While teaching at the University of Michigan in Ann Arbor, he also studied astronomy. In 1868, he was hired as director of Ohio’s Cincinnati Observatory. Abbe knew that atmospheric conditions such as clouds, haze, fog, and rain could affect astronomical observations. He became fascinated with the idea of studying weather in other places to predict what the local weather would be like.

Part B

Which **three** sentences from the articles **best** support the answer to Part A?

- (a) “Did you know that the National Weather Service gathers data from across the country to help create local weather reports every day?” (“Father of All Forecasters,” paragraph 1)
- (b) “Abbe knew that atmospheric conditions such as clouds, haze, fog, and rain could affect astronomical observations.” (“Father of All Forecasters,” paragraph 3)
- (c) “Early in 1870, President Ulysses S. Grant signed a bill establishing the Weather Bureau, and Abbe became its chief meteorologist.” (“Father of All Forecasters,” paragraph 6)
- (d) “Every report included information on temperature, wind direction, barometric pressure, and current weather conditions.” (“Father of All Forecasters,” paragraph 7)
- (e) “The NWS Storm Prediction Center forecasts severe weather up to three days in advance and updates information as severe weather approaches.” (“At Your Fingertips,” paragraph 3)

Prose Constructed-Response Item

Today you will read and think about a passage from the novel titled *Boy's Life* and the fable "Emancipation: A Life Fable." As you read these texts, you will gather information and answer questions about comparing themes and topics so you can write an essay.

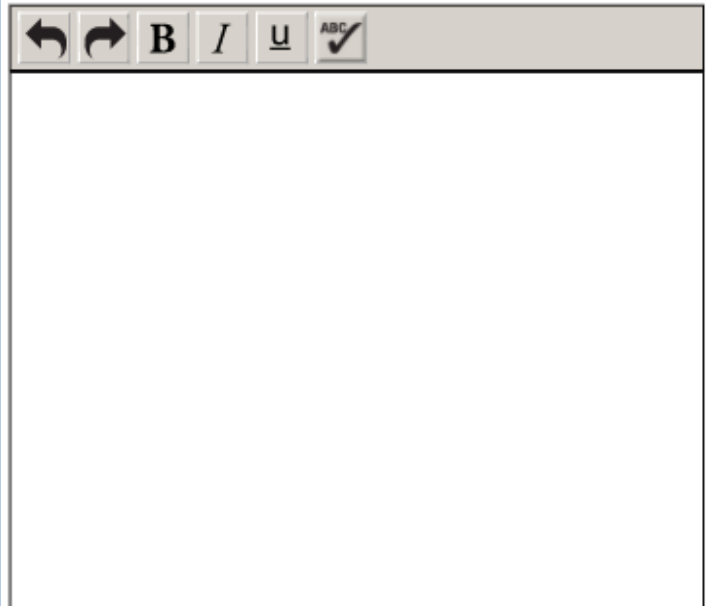
Read the passage from the novel titled *Boy's Life*. Then answer the questions.

from *Boy's Life*

by Robert McCammon

- 1 TICK . . . TICK . . . TICK.
- 2 In spite of what the calendar says, I have always counted the last day of school as the first day of summer. The sun had grown steadily hotter and hung longer in the sky, the earth had greened and the sky had cleared of all but the fleeci-est of clouds, the heat panted for attention like a dog who knows his day is coming, the baseball field had been mowed and white-lined and the swimming pool newly painted and filled, and as our homeroom teacher, Mrs. Selma Neville, intoned about what a good year this had been and how much we'd learned, we students who had passed through the ordeal of final exams sat with one eye fixed to the clock.

You have read the passage from *Boy's Life* and "Emancipation: A Life Fable." Write an essay that identifies a similar theme in each text and compares and contrasts the approaches each text uses to develop this theme. Be sure to support your response with evidence from **both** texts.



A text entry box for writing an essay. The toolbar includes icons for undo, redo, bold (B), italic (I), underline (u), and a checkmark (ABC).

RESOURCES

- Online Tools Training: provides students and teachers opportunities to become familiar with the tools available in the online testing platform; available in INSIGHT or [here](#) using the Chrome browser
- [Technology-Enhanced Item Types Available in INSIGHT](#) (*Update Fall 2017*): provides a chart of the different kinds of technology-enhanced items students may encounter in any of the computer-based tests across courses and grade-levels
- LEAP 2025 Grade 6 ELA Computer-Based Practice Test and [Answer Key](#): provides a computer-based grade-level practice test to help prepare students for the spring assessment, along with scoring information for teachers; accessed through INSIGHT
- [LEAP 2025 ELA Practice Test Guidance](#): provides guidance on how teachers might better use the ELA practice tests to support their instructional goals
- [Practice Test Quick Start Guide](#): provides information regarding the administration and scoring process of the online practice tests
- [LEAP 2025 Accessibility and Accommodations Manual](#): provides information about Louisiana’s accessibility features and accommodations for LEAP 2025 assessments
- [ELA Guidebooks 2.0](#): a whole-class curriculum made by teachers for teachers and focused on real learning grounded in a collection of texts
- [Grades 6-8 Teacher Library](#): provides links to grade-specific resources, such as the standards, shared teacher resources, and instructional plans
- [EAGLE Sample Test Items](#): provides teachers a bank of questions that can be used for instructional and assessment purposes

APPENDIX

Answer Key/Rubric and Alignment Information for Sample Items

Item Type	Answer Keys/Rubric	Alignment
Evidence-Based Selected-Response Item	Part A: B Part B: A	RL.6.2, RL.6.1
Technology-Enhanced Item	Abbe's studies led him to enter the field of <input type="text" value="meteorology"/> , which is the study of <input type="text" value="atmospheric conditions"/> , such as clouds, rain, and wind. His research allowed him to create forecasts based on his <input type="text" value="probabilities"/> and provide <input type="text" value="advisories"/> to areas that were going to have bad weather.	RI.6.2, RI.6.4, L.6.4, RI.6.1
Multiple-Select Item	Part A: A Part B: A, D, and E	RI.6.8, RI.6.1
Prose Constructed-Response Item	Literary Analysis Task Rubric	RL.6.2, RL.6.9, RL.6.1; W.6.2, W.6.4, W.6.9; L.6.1, L.6.2