

Louisiana Believes

**LEAP 2025 Practice Test Webinar for
Teachers
October 2017**

Agenda

The agenda for this webinar follows the structure of the [Practice Test Quick Start Guide](#). This guide provides links to resources that will be discussed throughout this presentation.

1. Purpose and Structure of the Practice Tests
2. Practice Test Guidance
3. Online Test Administration
4. Scoring
5. Online Reporting

Purpose and Structure

Statewide Assessments

Statewide assessments administered in high school include:

- LEAP 2025 (English I, English II, Algebra I, Geometry, US History)
- EOC (Biology, English III, US History)

Full-length practice tests are developed for LEAP 2025 English I, English II, Algebra I, Geometry, and US History.

Purposes of the Practice Tests

The practice tests allow teachers to:

- Examine practice test **content** to evaluate their approach to instruction and assessment
 - integrated approach (reading, writing, language) in ELA
 - using sources, making connections, expressing claims in social studies
 - conceptual understanding, procedural skills and fluency, and application in mathematics
- Examine practice test **format** to design instructional tasks and assessments that use similar features
- Simulate testing conditions to help students feel prepared for operational test administration

Purposes of the Practice Tests

The practice tests allow students to:

- Become familiar with the testing format
- Practice using the online tools for computer-based tests
- Respond to the types of questions they will answer on the LEAP 2025 tests

High School Practice Test Availability

Access	Availability
<u>Teacher Access</u>	Now
Student Access	Late October 2017

Practice Test Resources

The following resources are available on the [Practice Test](#) webpage.

[Practice Test Quick Start Guide](#)

[LEAP 2025 ELA Practice Test Guidance](#)

[LEAP 2025 Math Practice Test Guidance](#)

[LEAP 2025 Social Studies Practice Test Guidance](#)

Practice Test Quick Start Guide

The [Practice Test Quick Start Guide](#) provides all of the resources needed to:

- Access the practice tests and practice test guidance documents
- Prepare for online administration
- Score the practice tests
- Access the computer-based practice test reports

● ● PRACTICE TEST QUICK START GUIDE
Spring 2017

LEAP
2025

DEPARTMENT of
EDUCATION
Louisiana Believes

1. Introduction

Students in grades 3 through 8 take practice tests in English language arts, mathematics, and social studies to help prepare them for the LEAP 2025 statewide tests administered later in the school year. The practice tests allow students to:

- become familiar with the testing format
- practice using the online tools for computer-based tests
- respond to the types of questions they will answer on the LEAP 2025 tests

Paper-based practice tests (PBT) for grades 3 and 4 are available on the [Practice Test](#) webpage or in eDIRECT. Computer-based practice tests (CBT) for grades 3 through 8 are administered through the Data Recognition Corporation (DRC) INSIGHT testing platform.

2. Practice Test Guidance

Teachers use the English language arts, mathematics, and [social studies](#) Practice Test Guidance documents to understand how the Practice Tests can be used to support their instructional goals. These tools provide information about:

- general test structure
- recommended uses
- general cautions
- item types
- interpreting and using results
- resources

LEAP 2025 English I, English II, Algebra I, Geometry, and US History Practice Tests

Courses	English I and English II Algebra I and Geometry US History
Accommodated Versions	Yes
Where to access	INSIGHT
Answer Key access	Practice Test webpage or eDIRECT

LEAP 2025 English I, English II, Algebra I, Geometry, and US History Practice Tests

The Teacher Access Link for high school LEAP 2025 assessments is now available. Teachers can view the practice tests by accessing the [Teacher Access link](#) in Google Chrome and entering a username and password for an assessment. The high school practice tests for student use will be available this fall.

Practice Test	Username	Login
English I	ENG1	teach2025
English II	ENG2	teach2025
Algebra	ALG1	teach2025
Geometry	GEO	teach2025
US History	USHIST	teach2025

English I and English II Practice Test Design

Test Session	Focus of Session	Time Allowed
Session 1	Literary Analysis Task (LAT) and Reading Passage Set with one text	90 minutes
Session 2	Research Simulation Task	90 minutes
Session 3	Narrative Writing Task (NWT) and Reading Passage Set with one text or a pair of related texts	90 minutes
Session 4	Reading Literary and Informational Texts (2 passage sets with 2 or 3 texts total)	50 minutes

Note: The practice test contains all possible sessions and all **three** writing tasks. This allows students to practice all types of writing. On the operational test, all students will take **only two of the three** tasks: the RST and either the LAT **or** the NWT.

Algebra I and Geometry Practice Test Design

Test Session	Time Allowed
Session 1a/1b: No Calculator/Calculator	25/55 minutes
Session 2: Calculator	80 minutes
Session 3: Calculator	80 minutes

The mathematics practice test design mirrors the test blueprints.

US History Practice Test Design

Test Session	Components	Time Allowed
Session 1	Item Sets Discrete Items	80 minutes
Session 2*	Task Set	65 minutes
Session 3	Item Sets Discrete Items	80 minutes

*In the operational test design, session 2 has one item set and one task set. The change was made to better balance cognitive load across the form.

Practice Test Guidance

Practice Test Guidance Documents

Practice Test Guidance documents are highlighted in the second section of the [Practice Test Quick Start Guide](#).

Guidance documents for [social studies](#), [ELA](#), and [mathematics](#) provide information as to how teachers may better use the LEAP 2025 Practice Tests to support their instructional goals. The guidance documents, located on the [Practice Test](#) webpage, include information about:

- General test structure
- Recommended uses of the practice tests
- General cautions
- Item types
- Interpreting and using results
- Resources

Practice Test Do's

The practice tests can be used to:

- compare the task approach (ELA) to your instructional approach
- compare sources (social studies) to the sources used during instruction
- understand the types of items associated with assessable content (mathematics)
- guide selection of purchased and open-source documents
- better understand the expectations for written responses
- facilitate testing discussions with students
- have students practice timing and pacing

Practice Test Don'ts

The practice tests should not be used to:

- gather cumulative data about overall student performance and preparedness
- prioritize content based on the standards and GLEs assessed on the practice tests
- limit instructional strategies to only those required for the practice tests

Practice Test Guidance Documents Resources

The Practice Test Guidance documents also provide several resources to support teachers as they use the practice tests:

- Links to instructional resources (guidebooks, resource pages, key themes)
- Links to assessment resources (assessment guides, OTTs, sample items)
- Scoring activities to establish common expectations for student writing

Practice Test Guidance Documents

Interpreting and Using Results

When scoring student performance on the practice tests, do not make assumptions about a student's score.

Unlike daily assignments, statewide assessments are not scored on a grading scale where, for example, answering 95% of the questions correctly is always an A, nor answering only 40% of the questions correctly is always an F.

Consider patterns in student responses (e.g., students struggle with items that require analysis of sources, or students select only one correct answer in multiple-select questions) and adjust instruction accordingly. The guidance documents provide examples of observable patterns along with recommendations on how instruction may be adjusted.

Online Test Administration

Scoring

General Scoring Information

The fourth section of the [Practice Test Quick Start Guide](#) provides information and links to resources needed to score the practice tests.

Answer Keys are located on the [Practice Test](#) webpage and in eDIRECT.

General Scoring Information

The computer-based practice tests are scored using a combination of automated and teacher scoring.

Item Type	Automatically Scored	Teacher Scored
Selected Response (MC/MS)	✓	
Evidence-Based Selected Response (EBSR)	✓	
Technology Enhanced (TEI)	✓	
Fill-in-the-Blank	✓	
Constructed Response		✓
Extended Response		✓
Prose Constructed Response		✓

Using eDIRECT to Provide Access to Educator Scoring

For the computer-based practice tests, an [Educator Scoring User Guide](#) is available.

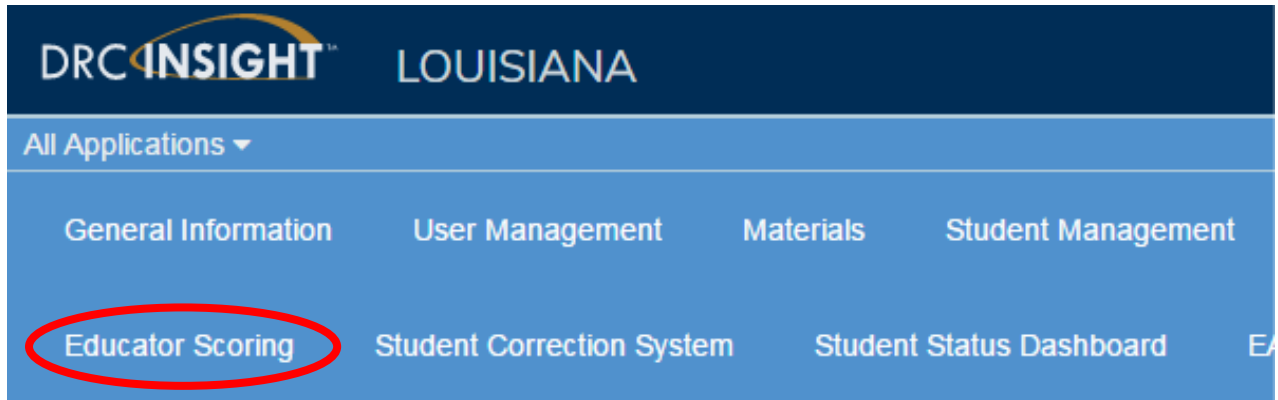
This user guide provides screenshots and step-by-step directions for:

- Using eDIRECT to give teachers the Educator Scoring permission
- Viewing test statuses
- Scoring tests using the Educator Scoring application

Viewing Test Statuses

Depending on the testing status of a student or a test session, you can score tests for individual students or score all students in a session. To determine the testing status, use the following steps.

1. From the All Applications menus, select **Educator Scoring**.



Viewing Test Statuses

Educator Scoring

[Instructions](#)

* Indicates required fields

Administration

LEAP Practice Test Spring 2016 *

District

DRC USE ONLY - 999 *

School

(All)

Content Area

(Select) *

Assessment

(All)

Session

Show Sessions

Session Detail						
District	School	Session Name	Assessment	Status	Begin Date	End Date

2. To determine the status, select an administration, district, and content area, then click **Show Sessions**.

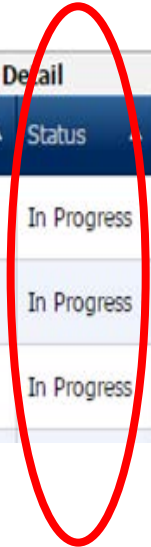
Viewing Test Statuses

3. Check the status of the test session and decide how to proceed.

- Not Started
- In Progress
- Complete

Show Sessions

Session Detail					
District ▲	School ▲	Session Name ▲	Assessment ▲	Status ▲	Begin Date
DRC USE ONLY	DRC USE ONLY Unknown	Case EPM SOCIAL GR 3	Gr 3 - Social Studies	In Progress	12/20/2
DRC USE ONLY	DRC USE ONLY Unknown	Case EPM SOCIAL GR 4	Gr 4 - Social Studies	In Progress	12/20/2
DRC USE ONLY	DRC USE ONLY Unknown	Case EPM SOCIAL GR 5	Gr 5 - Social Studies	In Progress	12/20/2



Scoring Responses

A few general notes about using the Educator Scoring application:

- Rubrics and scoring guides for constructed- and extended-response items are located in the Answer Key documents.
- DRC INSIGHT does not need to be installed on the machine used for scoring.
- Scoring is to be completed using a computer or laptop with Chrome or Internet Explorer 11 installed.
- Teachers may include comments and other notations on student responses while scoring.
- **The ability to print student responses is available to users when scoring activity is live. If you wish to print a copy of the response, you MUST use the Export to PDF tool to print the student's response and educator feedback that is displayed on the screen. This must be done PRIOR to submitting the score.**

Scoring Responses

Educator Scoring ELA601 Help

Grade 03 Social Studies Q869941
Project: ELA601
Lithocode: 990503015402

<< Prev Current Next >>

<< Prev Page Next Page >>

Submit

Content & Claims 0 1 2 3 4

NonScorable

N

Exit Scoring

Using all of the source

As you write, follow th

- Address all parts of
- Include information
- Use evidence from
- Follow the steps on

Please give me 4

Online Reporting

Reporting

The final section of the [Practice Test Quick Start Guide](#) focuses on reporting.

Two report types will be available to schools and districts this year: Response Maps and Summary Reports for individuals and test sessions.

Practice Test Reporting

The *Individual Response Map* provides information about:

Item type

Correct response for auto-scored items

Actual student response for auto-scored items

Points possible for teacher-scored items

Points awarded by teacher for teacher-scored items

Session number

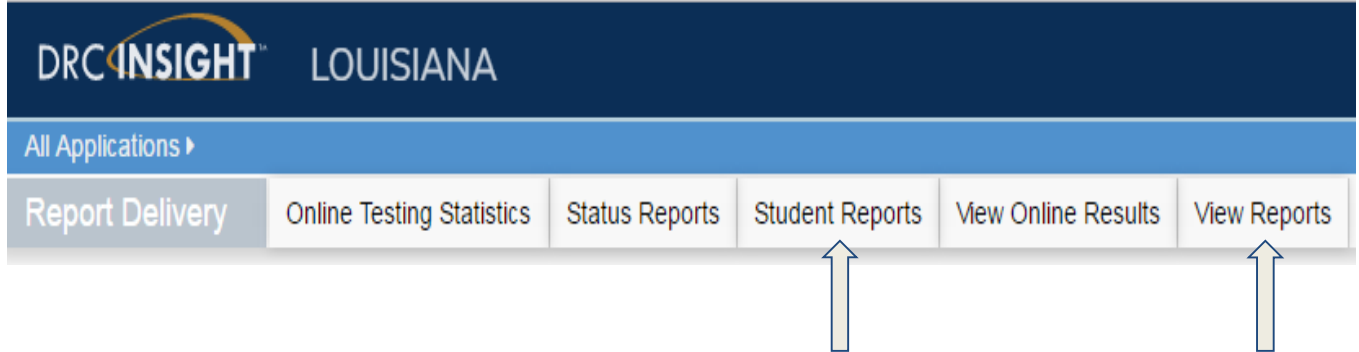
Social Studies Student Response Map

Item #	1	2	3
Reporting Category	History	Geography	History
Item Type	MS	MC	ER
Correct Response	A, C	A, B	A, B, E
Student Response	A, B	A, B	A, C, D
Total Points Possible	3	2	3
Total Points Earned	0	0	0

Item #	10	11	12
Reporting Category	Civics	History	Geography
Item Type	MS	MC	ESR
Correct Response	A, D, E	D	A, C
Student Response	D, E, F	D	A, C
Total Points Possible	3	2	4
Total Points Earned	0	2	4

Accessing Reports

The [eDIRECT User Guide](#) explains how to access the computer-based test reports in eDIRECT and gives an explanation of the reports provided. All reports are available under the Reports Delivery tab. For the practice test, there are two options: *Student Reports* and *View Reports*.



Next Steps

Next Steps

- Access the [Practice Test Quick Start Guide](#)
- Access and use the Practice Test Guidance
- Share the resources and tools needed to administer the practice test.
- Encourage teachers to view the Practice Test Webinar. The presentation and recording will be located on the [Practice Tests](#) webpage.
- Email assessment@la.gov if you have additional questions.