

African-American Student Performance

Student enrollment in New Orleans¹ is 87 percent African-American, compared to 44 percent of students statewide. In addition, New Orleans schools enroll 12 percent of all African-American students in Louisiana, more than any other district.

PROFICIENCY ON STATE TESTS

The percentage of African-American students in New Orleans proficient on state tests—scoring Basic or above—increased 27 percentage points between 2004–05 and 2013–14, from 32 percent to 59 percent.

African-American students in New Orleans closed the gap with the state average in 2010–11 and have outperformed the state ever since (see figure A).

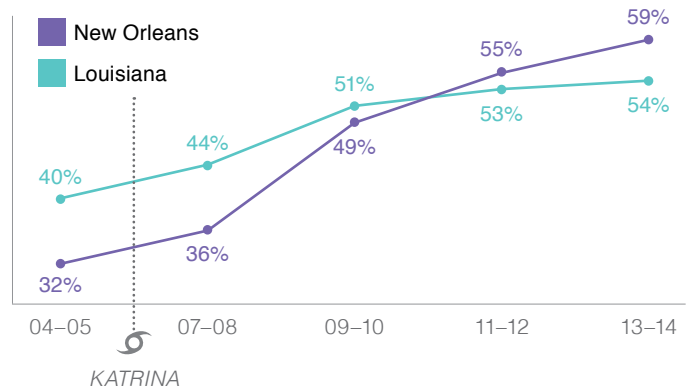
ON-TIME GRADUATION RATES

African-American students in New Orleans public schools are outperforming the state in four-year high school graduation rates. For the class of 2014, African-American students had a four-year cohort graduation rate of 71 percent in New Orleans compared to 68 percent statewide. The national graduation rate for African-American students in 2012–13 was 71 percent² (see figure B).

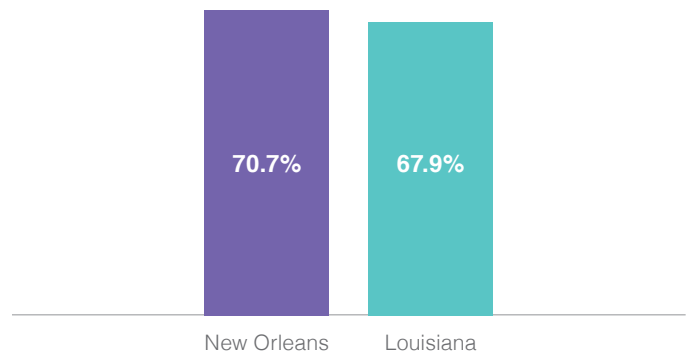
In 2014, the graduation rate for African-American males in New Orleans was 65 percent, 5 percentage points higher than the state average of 60 percent (see figure C).

African-American males nationwide graduate at lower rates than other demographic groups. A recent study³ estimated the national graduation rate for African-American males in 2012–13 to be 59 percent, compared to a White male graduation rate of 80 percent. The study found graduation rates for African-American males in large urban districts to be even lower, with all but two of the 56 districts studied having a 2011–12 graduation rate below 65 percent.

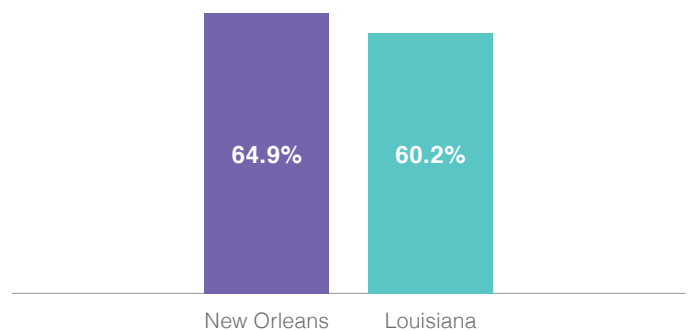
A. Percentage of African-American Students Proficient on State Tests (all grades, all tests)



B. Four-Year Graduation Rates for African-American Students (Class of 2014)



C. Four-Year Graduation Rates for African-American Males (Class of 2014)



Visit our website [for more info & resource downloads](#)

¹ Data labeled "New Orleans" include all RSD and OPSB schools, both direct-run and charter. This distinction applies throughout the report.

² Source: U.S. Department of Education

³ Black Lives Matter: The Schott 50 State Report on Public Education and Black Males