

# Louisiana Believes

---

Louisiana School Finder



# Louisiana School Finder

ESSA provides Louisiana with an opportunity to collaborate with educators, parents, business leader, and community leaders to create and report on an improved K-12 education system that provides all students with equal access and opportunity to high-quality learning.

In order to provide families with information on school progress towards improving student performance and opportunities, the Department released the Louisiana School Finder on November 7 in conjunction with the release of the 2016-2017 school performance scores.

While this year's results will only report on the indices from the previous accountability system, the School Finder will include the student growth and interest and opportunities indices in subsequent years.

# Louisiana School Finder Data Collection

School information included in the Louisiana School Finder is pulled from data reported by districts to the Department or from verified school accountability results.

- **School name, address, phone number, grade configuration:** Verified in Sponsor Site in August and October 2017
- **Website, social media, clubs and sports:** Collected via spreadsheet in August 2017 and verified in Sponsor Site in October 2017
- **Principal name:** Reported in PEP in 2016-2017
- **Academic offerings and music/art:** Reported in CUR/SIS/PEP in 2016-2017
- **Student-to-device ratio:** Reported in August 2017 Technology Readiness Tool
- **Enrollment, discipline and attendance:** Reported in SIS in 2016-2017
- **Academic performance:** Verified accountability results

For additional information, please refer to the [Louisiana School Finder Data Guide](#).

# Louisiana School Finder Data Refresh

Beginning in January 2018, the Department will begin monthly updates of the ABOUT OUR SCHOOL information in the School Finder to reflect any changes made in Sponsor Site by the end of the prior month. Additionally, principal names and course offerings will be updated in January following Fall 2017 PEP, CUR, and SIS reporting.

Please reference the [Louisiana School Finder Data Guide](#) for additional information on data sources. Contact [systemsupport@la.gov](mailto:systemsupport@la.gov) with any questions.

Data Source	School Finder Sections	Refresh Timeline
Sponsor Site	Website, social media, clubs and sports	Monthly
Sponsor Site	Address, phone #, grade configuration	November
PEP	Principal name	January & August
CUR/PEP/SIS	Academic offerings (AP, DE, foreign languages), music/art offerings	January



# Communicating School Performance and Improvement

**The Department encourages all schools to hold parent nights in order to have open and honest conversations with families about school performance and improvements.**

- In conversations with families over the past year about the development of the new report cards and Louisiana School Finder, many parents told us that they want to hear from their principal about how the school is doing.
- They accept that their school may not be an A or B as long as school leadership has a clear plan for improvement, and that the school has been improving overall for the past few years.

**The release of the 2016-2017 school report cards is an opportunity for schools to be proactive in addressing their school's strengths and areas of opportunity with families, and to build partnerships that will result in increased student achievement.**

# School Report Card Resources

The Department has released the following resources to support schools and early childhood centers in having conversations with families about the new Louisiana School Finder and report cards.

- **Animated school performance score videos:** that will explain each metric in the Louisiana School Finder related to [K-12 school](#) and [Early Childhood](#) performance, available in Spanish, Vietnamese and Arabic on the [Department's YouTube channel](#)
- **Parent Night Presentation ([K-12](#) and [ECE](#)):** customizable presentations for principals and center directors to use in parent nights that will highlight school/center successes, explain the purpose of new Louisiana School Finder system and the data included in it, and how families can support learning at home.
- **[School Finder Promotional Flyer](#):** one-page document directing families to the Louisiana School Finder and how to find information on their school/center

All resources can be found in the [Principal Support Toolbox](#) and on the [School and Center Performance](#).

# 2016-2017 Principal Profiles

# School System Planning

The [2018-2019 School System Planning Guide](#) walks school systems through each step of the [School Redesign application](#) process, which will double as school systems' plan for their struggling schools.

The School Redesign application asks school systems to:

1. Conduct a needs assessment
2. Build a plan to addresses their biggest needs
3. Align their budget to fund prioritized projects and initiatives ([budget template](#))

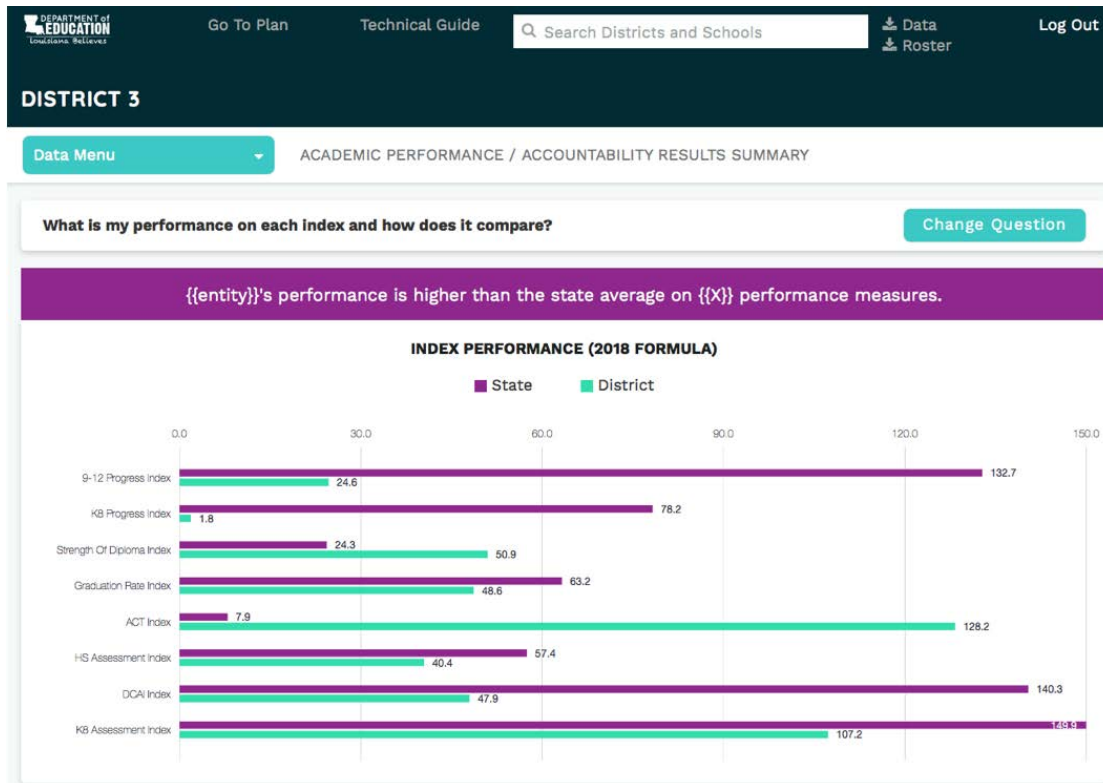


# Conduct a Needs Assessment

The following data are currently available, or will be available this winter to support school system in conducting their needs assessments.

Data	Date	Location
3-8 LEAP 2025 Assessments	Released	eDirect
High School Assessments (EOC, ACT, AP)	Released	FTP
LEAP 2025 social studies assessment results	Released	eDirect
2016-2017 K-12 School Performance Scores and Letter Grades and Early Childhood Performance Profiles	Released	School Finder and <a href="#">LDOE Data Center</a>
Principal and Superintendent Profiles	Dec. 14	<a href="http://www.louisianabelieves.info">www.louisianabelieves.info</a>
2016-2017 Transitional Student Growth Data	Winter	CIS

# Principal & Superintendent Reporting System



The new principal and superintendent reporting system is an interactive data exploration tool that provides school and school system leaders with access to important information about school system, school, teacher, and student performance.

The website replaces the PDF principal and superintendent profiles and is only accessible by secure login.

# Principal & Superintendent Reporting System

## Access:

- The principal and superintendent reporting system includes unsuppressed and legally-protected data about school systems, schools, students, and teachers. Therefore, the reporting system is accessible only by secure login.
- **Principals have access to the reporting system using their CVR system credentials. To confirm access, please view the [login quick access guide](#) or contact your school system CVR data manager.**

## Data Available:

- **Schools will have the opportunity to view and explore their preliminary simulated results under the new 2018 accountability formula in the reporting system this month.**
- The website includes a number of features to guide users through the data:
  - Data from across content areas (ECE, K-12, postsecondary, workforce) accessible in a single portal
  - Key questions to guide navigation, planning, and decision-making
  - Visualizations and insight statements to help interpret complex data
  - Exportable charts and data files
  - Connections to the school redesign rubric to support needs assessments and district planning

# Urgent Intervention Required for Discipline Update

In response to feedback from the field and in keeping with [national suspension rates](#), the Department has issued revised definitions for identifying schools as Urgent Intervention Required for discipline:

- **Elementary schools (grades PK-4):** reported an out-of-school suspension rate above 5.2% for three consecutive years (2014-2015, 2015-2016, and 2016-2017)
- **Middle and high schools (grades 5-12):** reported an out-of-school suspension rate above 20.2% for three consecutive years (2014-2015, 2015-2016, and 2016-2017)
- **Elementary/middle schools and combination schools (grades PK-12):** reported an out-of-school suspension rate for grades PK-4 above 5.2% for three consecutive years (2014-2015, 2015-2016, and 2016-2017) and/or reported an out-of-school suspension rate for grades 5-12 above 20.2% for three consecutive years (2014-2015, 2015-2016, and 2016-2017)

The [2018-2019 School System Planning Guide](#) has been updated to reflect this change, and updated intervention labels will be provided in the [principal and superintendent reporting system](#) in December. Annual out-of-school suspension rates by school and school system can be found in the [LDE Data Center](#) under Safe and Healthy School Data Reports.

# Principal and Superintendent Profile Webinar

Following the release of the secure system next Thursday, **the Department will host the following webinars to walk principals and superintendents through how to access the profiles and navigate the system.**

- Friday, December 15 at 9:00 a.m.
- Monday, December 18 at 1:00 p.m.

## **To log on to the webinar:**

- Go to <https://louisianaschools.adobeconnect.com/communications/>
- Dial 1-855-240-2575
- Enter participant code 60265090

Email [systemsupport@la.gov](mailto:systemsupport@la.gov) with questions.

## Contact Us

For questions regarding 2016-2017 reporting, email [assessment@la.gov](mailto:assessment@la.gov).

For questions about data in the Louisiana School Finder, email [systemsupport@la.gov](mailto:systemsupport@la.gov).

To request additional tools to support conversations with families about school performance, contact [ldoecommunications@la.gov](mailto:ldoecommunications@la.gov).

# Appendix

# Louisiana School Finder: School Search

The Louisiana school finder allows families to explore schools and early childhood centers in their area, or an area where they are moving to. They will two options when searching for schools:

- **Option 1:** Enter your address and select a grade for a broad search of all schools that match that criteria
- **Option 2.** Enter the name of the school you want to view

EXPLORE SCHOOLS AND CENTERS

Enter an address, city, or zip code in Louisiana

Select an age/grade

View Schools/Centers

JUMP RIGHT TO YOUR SCHOOL OR CENTER

Search by school or center name



# Louisiana School Finder: School Search

If the user selected Option 1, they are then directed to the map and list of schools that match their criteria.

Alexandria, LA, USA

Age/Grade Level: **Grade 8** [More Filters](#)

Displaying 14 schools within 10 miles and any district/parish [Change Filters](#)

Map Satellite Terrain

Sort By: **K-12 School Letter Grade** Search by School Name

Rank	Grade Levels	Parish	Distance	K-12 Letter Grade
1	PK (ages 3-4) - Grade 8	Rapides Parish	9.8 Miles	A
2	Grade 7 - Grade 8	Rapides Parish	3.5 Miles	B
3	Grade 6 - Grade 8	Rapides Parish	3.1 Miles	C
4	Grade 7 - Grade 8	Rapides Parish		

# Louisiana School Finder: School Search

Users can select filters and preferences to customize their search.

The screenshot shows the search interface for the Louisiana School Finder. At the top, the location is set to "Washington Ave, New Orleans, LA, USA" and the "Age/Grade Level" filter is set to "Grade 10". A "CLOSE FILTERS" button is visible. The search results display "Displaying 1-20 of 54 schools within 20 miles" with a "Change Distance" link.

The left sidebar contains the following filter sections:

- GRADE 10 FILTERS**
  - School Letter Grade**: Only display schools with the selected letter grade and above. Options: A, B, C, D, F.
  - Distance**: Only display schools/centers within the number of selected miles. Options: 2, 5, 10, 20, ANY.
  - District/Parish**: Only display schools/centers in the selected District/Parishes. A dropdown menu is present with a "Clear All" link.
- GRADE 10 PREFERENCES**
  - School Type**:
    - Traditional public school
    - Public charter school
    - Magnet school
    - Alternative school
    - Scholarship school

The right sidebar shows the search results, sorted by "K-12 School Letter Grade". The results list four schools:

Rank	Grade Range	Parish	Distance	Letter Grade
1	Grade 8 - Grade 12	Plaquemines Parish	8.9 Miles	A
2	Grade 9 - Grade 12	Orleans Parish	5.9 Miles	A
3	Grade 9 - Grade 12	St. Bernard Parish	8.4 Miles	A
4	Grade 8 - Grade 12	St. Charles Parish		

Arrows point from the filter sections to the corresponding elements in the search results: from "School Letter Grade" to the letter grade "A", from "Distance" to the distance "8.9 Miles", and from "School Type" to the "K-12 School Letter Grade" label.


# Louisiana School Finder: School Search

In this case, the user selected that they were interested in schools that offered Advanced Placement, Jumpstart Pathways and Band.

Indicates if preferences have been met

The screenshot displays the Louisiana School Finder interface. At the top left is the Louisiana Department of Education logo. The search location is set to Washington Ave, New Orleans, LA, USA. The age/grade level is set to Grade 10. A 'CLOSE FILTERS' button is visible. The search results show 1-20 of 54 schools within 20 miles. The 'Sort By' dropdown is set to 'K-12 School Letter Grade'. The left sidebar contains filter sections: 'Before and After School Opportunities' (After school programs, Athletics, Clubs, Tutoring) and 'School Offerings' (Offers all courses required for TOPS scholarship, Advanced Placement, Dual enrollment (college credit), Dual Language immersion, Foreign Language, Gifted Programs, Jumpstart Pathways (career focused), International Baccalaureate, Technology focus (1:1 student/device ratio), Band, Dance). The 'School Offerings' section shows 'Advanced Placement', 'Jumpstart Pathways (career focused)', and 'Band' are selected. The main results area shows four schools, each with a 'Preferences Met' indicator (3 out of 3) and a heart icon. A blue arrow points to the 'Preferences Met' indicator for the first school.

Rank	Grade Levels	Parish	Distance	Letter Grade	Preferences Met
1	Grade 8 - Grade 12	Plaquemines Parish	8.9 Miles	A	3 out of 3
2	Grade 9 - Grade 12	Orleans Parish	5.9 Miles	A	3 out of 3
3	Grade 9 - Grade 12	St. Bernard Parish	8.4 Miles	A	3 out of 3
4	Grade 8 - Grade 12	St. Charles Parish			

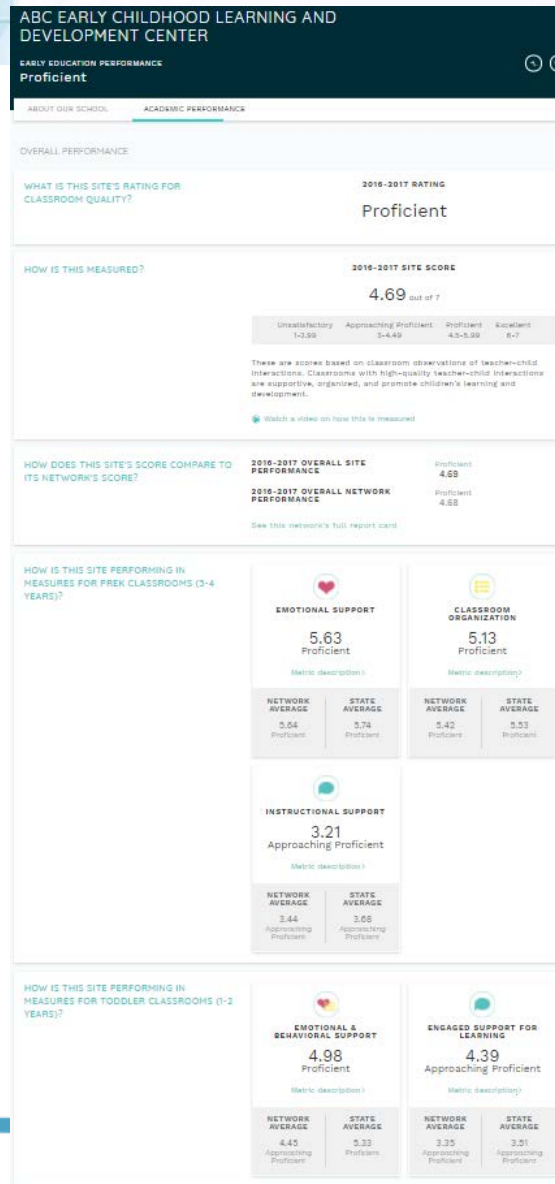


# Louisiana School Finder: School Performance

Once a user has selected a school, they will be provided with following information.

- **About Our School:** school contact information, hours of operation, principal or director name, transportation information, before and after school options, and school offerings (academic, enrichment, athletic, and extracurricular)
- **Academic Performance:** data on how well a school or center is preparing students for the next level of study, including each metric used in calculating school performance scores or early childhood performance profiles

# Early Childhood Performance Profiles



[\(Back to School Finder\)](#)

# EXAMPLE HIGH SCHOOL

K-12 REPORT CARD GRADE

A B C D F T



ABOUT OUR SCHOOL    ACADEMIC PERFORMANCE

## ABOUT OUR SCHOOL



1201 North Third Street  
Raton Rouge, LA 70502  
[View on Google Maps](#)

887-493-2721

[View School Website](#)



### OVERVIEW

**GRADES SERVED**  
Grade 9-Grade 12

**DISTRICT/PARISH**  
East Baton Rouge Parish

**SCHOOL TYPE**  
Traditional public school

**PRINCIPAL**  
John White

## STUDENT POPULATION

### TOTAL STUDENT ENROLLMENT

1554 Students

### TECHNOLOGY

Student to Device Ratio: 1 STUDENT PER DEVICE

## POST-SECONDARY FINANCIAL AID

41% TOPS opportunity scholarship eligible

54% TOPS tech scholarship eligible

## ACADEMIC OFFERINGS

- Foreign Language Details
- Jump Start Pathways (career focused) Details

## MUSIC/ART

- Dance
- Music
- Theatre
- Art
- Band

## AFTER-SCHOOL OPPORTUNITIES & CLUBS

- Athletics
- Clubs
- Drama, Theater and Dance
- Music
- Visual Arts
- Literature and the Humanities

## SPORTS

- Cross-Country
- Soccer
- Softball
- Baseball
- Other Sports
- Volleyball
- Football
- Basketball
- Outdoor Track and Field
- Spirit
- Swimming

Here is the view of the “About Our School” tab.

OVERALL PERFORMANCE

WHAT IS THIS SCHOOL'S OVERALL LETTER GRADE?


2016-2017 LETTER GRADE



HOW IS THIS OVERALL LETTER GRADE SCORED?

2016-2017 SCHOOL PERFORMANCE SCORE

90.2



The school performance score summarizes how well a school is preparing all of its students for the next level of study. For elementary schools, this score is based on students' mastery of key content for their grade level, and their successful transition into 9th grade for schools with 8th grade students. For high schools, this score also measures graduation rates and how well schools are preparing students for college and a career. Schools that are K-2 configurations have accountability data based on a paired school, designated by its district.

▶ [Watch a video on how this is measured](#)

Here is the view of the "Academic Performance" tab.

[\(Back to School Finder\)](#)

# EXAMPLE HIGH SCHOOL

K-12 REPORT CARD GRADE

A B C D F T



ABOUT OUR SCHOOL    ACADEMIC PERFORMANCE

## ABOUT OUR SCHOOL



1201 North Third Street  
Raton Rouge, LA 70502  
[View on Google Maps](#)

887-493-2721

[View School Website](#)



### OVERVIEW

**GRADES SERVED**  
Grade 9-Grade 12

**DISTRICT/PARISH**  
East Raton Rouge Parish

**SCHOOL TYPE**  
Traditional public school

**PRINCIPAL**  
John White

## STUDENT POPULATION

### TOTAL STUDENT ENROLLMENT

1554 Students

### TECHNOLOGY

Student to Device Ratio: 1 STUDENT PER DEVICE

## POST-SECONDARY FINANCIAL AID

41% TOPS opportunity scholarship eligible

54% TOPS tech scholarship eligible

## ACADEMIC OFFERINGS

- Foreign Language Details
- Jump Start Pathways (career focused) Details

## MUSIC/ART

- Dance
- Music
- Theatre
- Art
- Band

## AFTER-SCHOOL OPPORTUNITIES & CLUBS

- Athletics
- Clubs
- Drama, Theater and Dance
- Music
- Visual Arts
- Literature and the Humanities

## SPORTS

- Cross-Country
- Soccer
- Softball
- Baseball
- Other Sports
- Volleyball
- Football
- Basketball
- Outdoor Track and Field
- Spirit
- Swimming

Here is the view of the “About Our School” tab.



OVERALL PERFORMANCE

WHAT IS THIS SCHOOL'S OVERALL LETTER GRADE?


2016-2017 LETTER GRADE



HOW IS THIS OVERALL LETTER GRADE SCORED?

2016-2017 SCHOOL PERFORMANCE SCORE

90.2



The school performance score summarizes how well a school is preparing all of its students for the next level of study. For elementary schools, this score is based on students' mastery of key content for their grade level, and their successful transition into 9th grade for schools with 8th grade students. For high schools, this score also measures graduation rates and how well schools are preparing students for college and a career. Schools that are K-2 configurations have accountability data based on a paired school, designated by its district.

▶ [Watch a video on how this is measured](#)

Here is the view of the "Academic Performance" tab.

### HOW HAS THIS SCHOOL PERFORMED OVER TIME?

2016-2017 OVERALL PERFORMANCE	A	108.3
2015-2016 OVERALL PERFORMANCE	A	107.4
2014-2015 OVERALL PERFORMANCE	A	109.7

### HOW DOES THIS SCHOOL'S SCORE COMPARE TO ITS SCHOOL SYSTEM'S SCORE?

2016-2017 OVERALL SCHOOL PERFORMANCE	A	108.3
2016-2017 OVERALL SCHOOL SYSTEM PERFORMANCE	A	102

[See this school system's full report card >](#)

### HOW IS THIS SCHOOL PERFORMING ON PERFORMANCE SCORE METRICS?



#### STUDENT PERFORMANCE

[View Details](#)



#### STUDENT PROGRESS

[View Details](#)

### HOW IS THIS SCHOOL PERFORMING IN OTHER AREAS?



#### BREAKDOWN BY STUDENT GROUPS



#### TEACHER WORKFORCE

# Student Performance

IS THIS SCHOOL PREPARING STUDENTS TO MASTER GRADE-LEVEL CONTENT?

**STUDENTS SCORING GOOD/EXCELLENT ON END-OF-COURSE EXAMS**



[View Details](#)

IS THIS SCHOOL PREPARING HIGH SCHOOL STUDENTS FOR COLLEGE AND CAREER?

**GRADUATION RATE**  
What is this measure?



[View Details](#)

**GRADUATES EARNING CREDENTIALS**  
What is this measure?



[View Details](#)

**COLLEGE ENROLLMENT RATE**  
What is this measure?



[View Details](#)

**PERCENT OF STUDENT SCORING AT LEAST A 21 ON THE ACT OR GOLD ON WORKKEYS**  
What is this measure?



[View Details](#)

**ACT COMPOSITE**

21

[View Details](#)

# Breakdown by Student Groups

## HOW IS THIS SCHOOL PREPARING SPECIFIC GROUPS OF STUDENTS FOR THE NEXT LEVEL OF STUDY?

This is how percentiles are calculated



### ECONOMICALLY DISADVANTAGED



92

For this group, the school performed better than **92%** of all Louisiana schools.

### WHITE




76

For this group, the school performed better than **76%** of all Louisiana schools.

## HOW IS THIS SCHOOL PERFORMING IN PREPARING STUDENTS OF COLOR?

This is how percentiles are calculated



### AMERICAN INDIAN OR ALASKAN



0%

### ASIAN



0%

### BLACK/AFRICAN AMERICAN



6%

### HISPANIC/LATINO



2%

## HOW DIVERSE IS THIS SCHOOL'S STUDENT POPULATION?

# Teacher Workforce

## TEACHER WORKFORCE



### WHAT IS TEACHER WORKFORCE?

Teacher workforce provides information on the school's teacher workforce, including teacher qualifications, teacher diversity, and the extent to which teachers choose to continue teaching at the school year to year.

[▶ Watch a video on how this is measured.](#)

### HOW STRONG IS THE TEACHER WORKFORCE IN THIS SCHOOL?

**CLASSES TAUGHT BY APPROPRIATELY CERTIFIED TEACHERS**



[View Details](#)

**TEACHER RETENTION RATE**

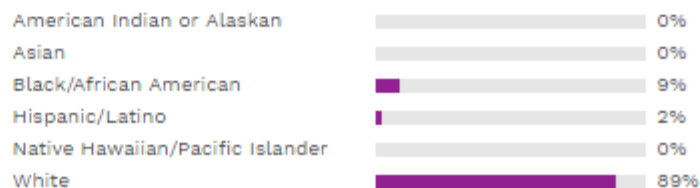


[View Details](#)

**TEACHER ANNUAL ATTENDANCE RATE**

Coming in 2018

### HOW DIVERSE IS THIS SCHOOL'S TEACHER WORKFORCE?



# Discipline & Attendance

## DISCIPLINE & ATTENDANCE

### WHAT IS DISCIPLINE AND ATTENDANCE?

Discipline and Attendance provide information on how well this school is ensuring that students are in classrooms and learning daily.

[Understanding attendance and discipline policies](#)  [Watch a video on how this is measured](#)

### HOW IS THIS SCHOOL ENSURING THAT STUDENTS ARE IN THE CLASSROOM AND LEARNING DAILY?

#### STUDENTS MISSING FEWER THAN 15 DAYS OF SCHOOL

[Why 15 days?](#)



[View Details](#)

#### STUDENTS WITH ZERO OUT-OF-SCHOOL SUSPENSIONS



[View Details](#)