

Louisiana Believes

2014-2015 Cohort Graduation Rate

Media Briefing

May 3, 2016

Agenda

- **What is the Cohort Graduation Rate?**
- Louisiana's Graduation Rate Growth
- High-Performing Districts
- Increasing Opportunities for Graduates

Defining Graduation Cohorts and Rates

How are students assigned to a graduation cohort?

- A graduation cohort includes all students who entered 9th grade for the first time in the state of Louisiana in a given academic year.
- Students are counted as part of the cohort unless they transfer out of Louisiana high schools into school elsewhere.

How is the graduation rate determined?

- The cohort graduation rate represents the number of students in a graduation cohort that graduate within four years, divided by the total number of students in the cohort.

What processes are used to ensure the accuracy of cohort graduation data?

- The state, districts, and schools regularly review course and testing results to ensure all data are accurate and that all graduating students have met all requirements.
- The Department audits the records of students who are exited from the cohort, to make sure that they have left the state and been enrolled in school elsewhere.

Agenda

- Calculating Graduation Rates
- **Louisiana's Graduation Rate Growth**
- High-Performing Districts
- Increasing Opportunities for Graduates

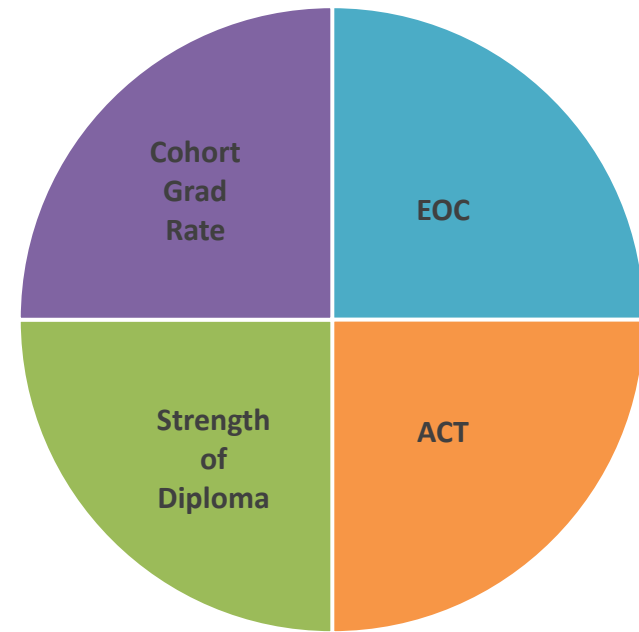
The Class of 2015

The class of 2015 graduated with an all-time high cohort graduation rate of 77.5 percent. This is a 2.9 percent increase from 2014, and the second largest gain in the past 10 years.

As expectations for educators and schools have increased in Louisiana, so has student performance.

The class of 2015

- was the first cohort of students to participate in the state's LA-4 prekindergarten program;
- **achieved the highest-performing ACT average composite score** of any class since the state required all students to take the ACT, posting an average of 19.4, making Louisiana the most improved state in the nation that assess all students;
- **earned a record amount of college credit on Advanced Placement (AP) assessments**, with more than 8 percent of graduates earning a score of 3+, and achieved greater annual improvement than in any state other than Massachusetts; and,
- **exceeded the previous graduating class on proficiency in core high school subjects on End-of-Course tests**, with 6.5 percent more students achieving Good or Excellent than the class of 2014.



Louisiana's Graduation Rate: 10-Year History

As a result of higher expectations, Louisiana's high school graduation rate has dramatically improved over the course of the last 10 years.

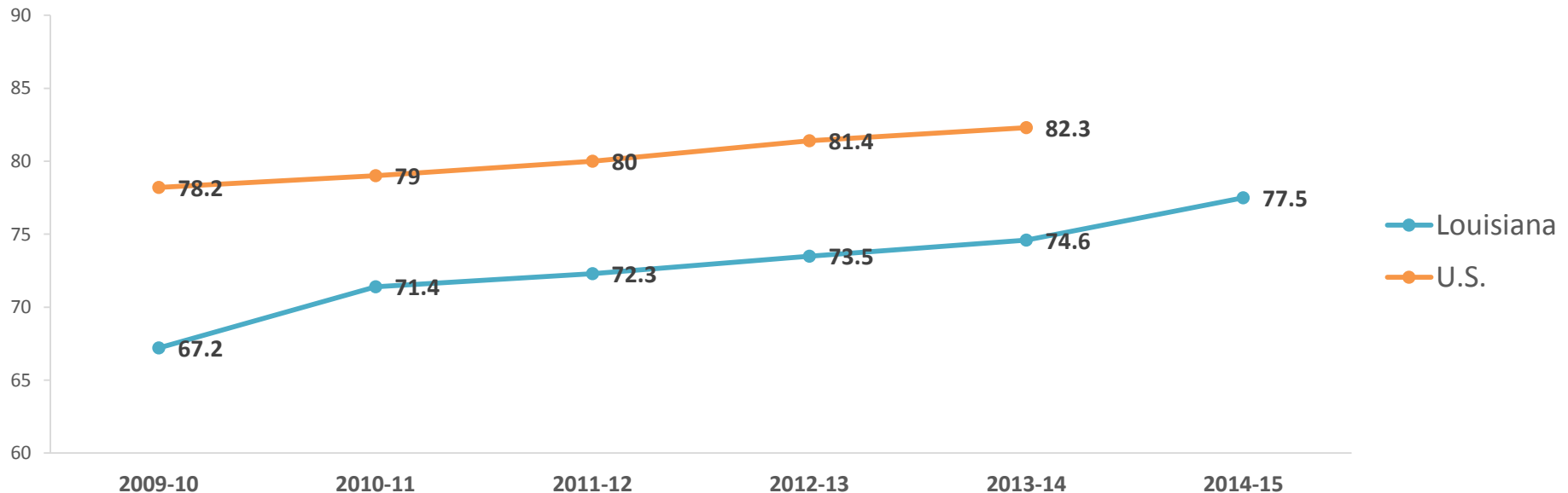
Year	Cohort Graduation Rate	Percentage-Point Change (From Previous Year)
2005-2006	64.8 (unofficial)	N/A
2006-2007	66.3	1.5
2007-2008	66	-0.3
2008-2009	67.3	1.3
2009-2010	67.2	-0.1
2010-2011	71.4	4.2
2011-2012	72.3	0.9
2012-2013	73.5	1.2
2013-2014	74.6	1.1
2014-2015	77.5	2.9

Louisiana's Graduation Rate Growth Outpacing the Nation

Nationally, schools reported an average graduation rate growth of 0.9 percent, and 4.1 percent over the last five years.

By comparison, Louisiana has raised its graduation rate 10.3 percent in the past five years and has closed the national gap from 11 percent in 2010 to only 4.8 percent in 2015.

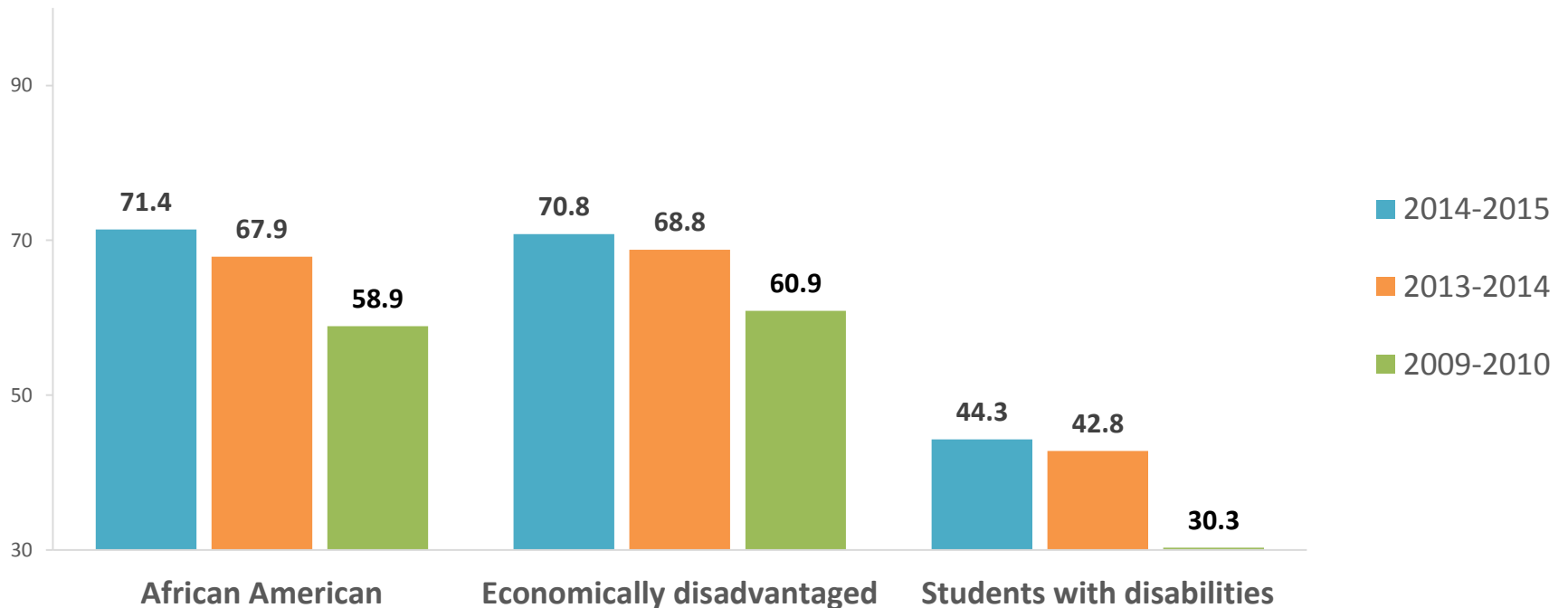
Louisiana and U.S. Cohort Graduation Rates



Increasing Graduation Opportunities for All Students

Over the past five years, Louisiana has increased graduation opportunities for all students, including those historically underserved.

Statewide, graduation rates have increased 12.5 percent for African American students, 9.9 percent for economically disadvantaged students, and 14 percent for students with disabilities in the past five years.



Agenda

- Calculating Graduation Rates
- Louisiana's Graduation Rate Growth
- **High-Performing Districts**
- Increasing Opportunities for Graduates

Top Growth School Systems Across Three Years

In 2014-2015, 57 of 69 (83%) districts showed an increase in their graduation rate.

School System	2011-2012	2014-2015	2011-2012 to 2014-2015
East Carroll Parish	73.3	98.3	25.0
West Carroll Parish	70.7	93.9	23.2
LaSalle Parish	75.3	96.6	21.3
Iberville Parish	59.9	81.1	21.2
City of Bogalusa School District	56.1	75.0	18.9
Evangeline Parish	62.9	79.5	16.6
DeSoto Parish	79.2	95.8	16.6
Franklin Parish	60.1	75.9	15.8
West Baton Rouge Parish	63.7	79.4	15.7
Red River Parish	73.4	88.8	15.4

Increasing Opportunities for African American Students

School System	2013-2014	2014-2015	2013-2014 to 2014-2015
Catahoula Parish	65.1	89.7	24.6
West Baton Rouge Parish	64.8	85.6	20.8
Red River Parish	75.0	92.5	17.5
Union Parish	56.4	73.1	16.7
East Carroll Parish	84.8	98.2	13.4
Caldwell Parish	74.1	87.1	13.0
Natchitoches Parish	66.1	78.2	12.1
Lafayette Parish	57.0	69.1	12.1
Vermilion Parish	77.4	89.4	12.0
LaSalle Parish	84.2	94.7	10.5

Increasing Opportunities for Economically Disadvantaged Students

School System	2013-2014	2014-2015	2013-2014 to 2014-2015
Union Parish	54.0	75.4	21.4
Evangeline Parish	60.3	75.0	14.7
East Carroll Parish	83.9	98.1	14.2
Red River Parish	72.1	86.2	14.1
Catahoula Parish	56.5	68.8	12.3
City of Monroe School District	59.0	69.5	10.5
West Baton Rouge Parish	63.4	73.1	9.7
Natchitoches Parish	66.3	75.8	9.5
Caddo Parish	58.8	68.1	9.3
Cameron Parish	84.0	93.1	9.1

Increasing Opportunities for Students with Disabilities

School System	2013-2014	2014-2015	2013-2014 to 2014-2015
Plaquemines Parish	45.8	73.7	27.9
Iberville Parish	20.0	45.2	25.2
West Baton Rouge Parish	44.0	66.7	22.7
Union Parish	32.4	54.2	21.8
Vermilion Parish	50.9	69.4	18.5
Natchitoches Parish	29.0	46.8	17.8
Beauregard Parish	67.9	85.4	17.5
Zachary Community School District	53.8	69.6	15.8
DeSoto Parish	66.7	81.8	15.1
St. John the Baptist Parish	43.5	58.1	14.6

Agenda

- Calculating Graduation Rates
- Louisiana's Graduation Rate Growth
- High-Performing Districts
- **Increasing Opportunities for Graduates**

Increasing Expectations for Louisiana's Graduates

While Louisiana has made great strides in providing students with increased opportunities and pathways to college and careers, there is still more work to do.

A high school diploma is no longer enough to earn graduates a living wage in today's economy. Some form of postsecondary education or training is essential, but too few of our students are meeting these expectations.

- Ninety percent of Louisiana's students eligible for TOPS accept the scholarship, while only 21 percent of students eligible for TOPS Tech scholarships, which funds Associate degree opportunities, accept the award.
- Louisiana forecasts show jobs requiring associate's degrees or other credentials that take less than a year to achieve will grow 19 percent through 2018.
- At least 55 percent of all new jobs will require 1–2 years of specialized education and training.