

# Grow. Achieve. Thrive.



Louisiana's Revised Accountability System

# Why have accountability systems?

- Improve student achievement
- Provide an accurate assessment of performance



# Proposal's Fundamental Drivers

- High Expectations
- Simple & Transparent
- Career & College Readiness



# High Expectations

Louisiana expects students to:

**GROW** ■

**ACHIEVE** ■

**THRIVE** ■



# Simple & Transparent

Each measured indicator will ask:

- **What percent of a school's students met the expectation?**



# College & Career Readiness

**UNIVERSITY PATHWAY:** graduate from high school prepared for university, community college, or technical college programming **without need for remediation or corequisite support**

*and/or*

**CAREER PATHWAY:** graduate prepared for employment with the foundational skills required for **entry into career pathways**

Shared definition adopted by BESE and Regents



# Grow

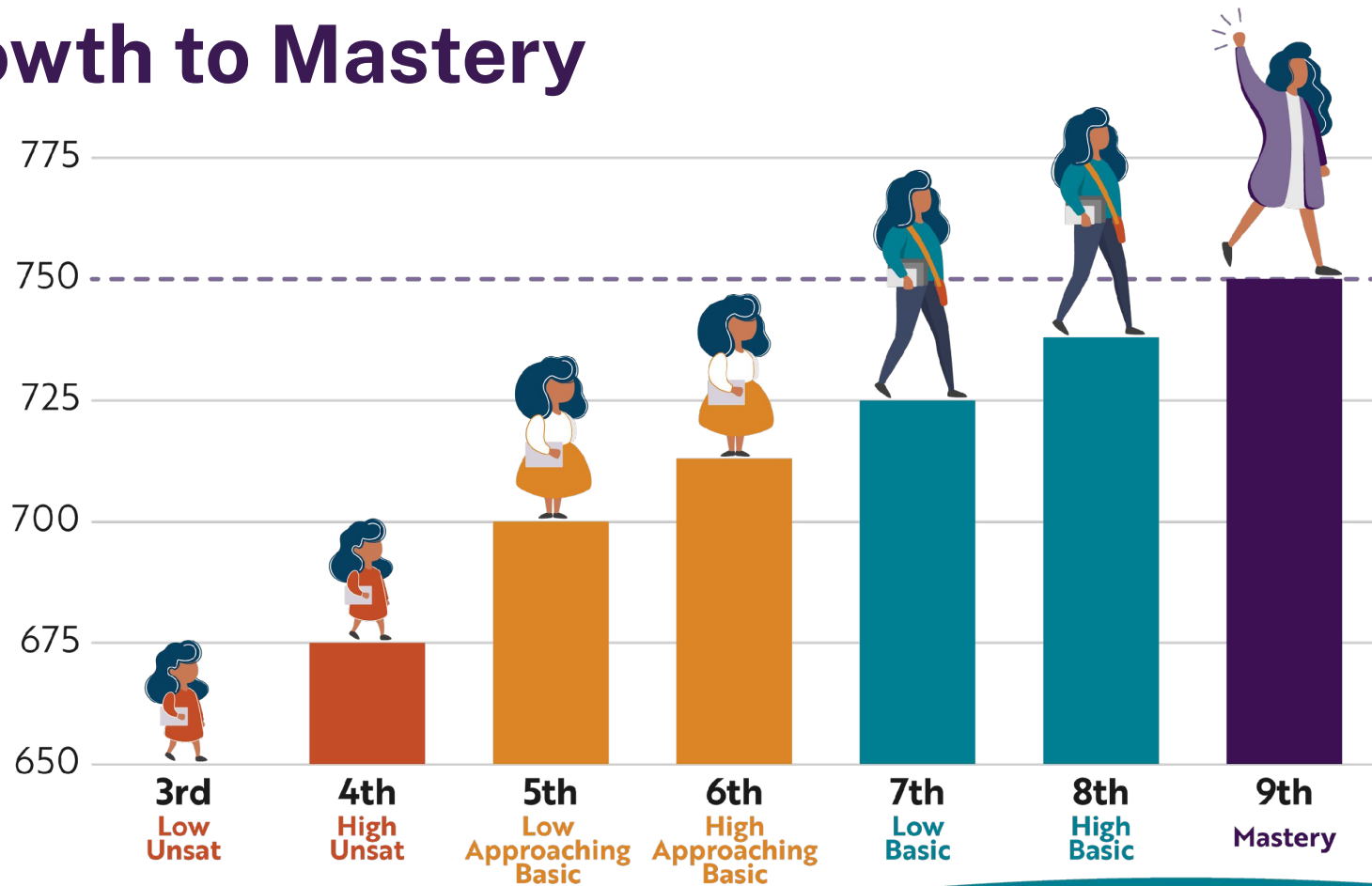


# Measuring Growth

- Non proficient achievement levels are cut in half
  - Low/High Unsatisfactory
  - Low/High Approaching Basic
  - Low/High Basic
- To show growth, the student must grow from a lower level:
  - IE: Low Unsatisfactory to High Unsatisfactory or greater
  - IE: High Unsatisfactory to Low Approaching Basic or greater
- Students at Mastery would need to grow one scale point
- Students at Advanced would need to remain at Advanced




# Growth to Mastery




# Louisiana's Accountability Scorecard

% of Students Growing					
Math	41.5				
English	46.5				
Math Growth for lowest 25% of students	50.1				
English Growth for lowest 25% of students	49.9				
English Language Acquisition (ELL)	31.1				




# Achieve




# Louisiana's Accountability Scorecard

% of Students Growing		% of Students Who Are Proficient			
Math	41.5	Math	34.1		
English	46.5	English	43.9		
Math Growth for lowest 25% of students	50.1	Science	29		
English Growth for lowest 25% of students	49.9	Social Studies	26.8		
English Language Acquisition (ELL)	31.1				




# Thrive




# Graduation Rate

- Percent of cohort earning a diploma



# Nationally Recognized Assessment

- **Percent of students earning at least:**
  - ACT of 20, *or*
  - SAT of 1040, *or*
  - CLT of 67, *or*
  - WorkKeys Gold, *or*
  - 59% or better on the ASVAB (AFQT)



# Internship Phased Implementation

- Base score = percent of students meeting one of the accelerator columns.
- If 25% or more of their career accelerator students (Advanced IBC, Basic bundle, Certificate of technical study) complete an industry recognized credential then add 5 before averaging with the other indicators.





# Career, College, or Service Acceleration

## University Accelerator

- ACT of 20 or SAT of 1040 or CLT of 67, PLUS...
- TOPS Aligned AP of 3, or IB of 4, or 6 DE credits with a C or Better, Math 25+, ENG 26+, SAT math 590+, SAT W&L 33+, 3 CLEP recognized by BoR flagship

## Career Accelerator

(High-Quality Credentials)\*

- Basic Bundle + Internship, or
- Advanced Credential + Internship, or
- 2 years of a Fast-Forward Aligned Registered Apprenticeship, or
- Certificate of technical studies in a high wage / high demand industry.

## Service Accelerator

- Signed Military Acceptance Letter
- or
- Service Academy Acceptance

**\*All apprenticeships, and credentials must be LWC approved.**



# Phase in of Work-Based Learning

- Work-based learning will be phased in over a period of several years.
- In the first year, the school will earn a 5 percent bonus for reaching the goal of 25% of career accelerating students completing a work-based learning experience.
- In the following year, the expectation will grow to 30%. This will grow by 5 percent annually until we reach 65% as the expectation.
- After reaching 65% the requirement goes into effect and the incentive points are removed.

# Louisiana's Accountability Scorecard

% of Students Growing		% of Students Who Are Proficient		% of High School Students Thriving	
Math	41.5	Math	34.1	Graduation Rate	82.7
English	46.5	English	43.9	Ready based on a nationally recognized exam	34.7
Math Growth for lowest 25% of students	50.1	Science	29	Accelerated into college coursework, career training, or service	23.5
English Growth for lowest 25% of students	49.9	Social Studies	26.8		
English Language Acquisition (ELL)	31.1				
				<b>Average:</b>	<b>41.2</b>

# Letter Grades



# Florida's Letter Grade Scale

	Elementary	Middle	High	Combo
A	62% to 100% of points	68% to 100% of points	70% to 100% of points	67% to 100% of points
B	50% to 61% of points	58% to 67% of points	60% to 69% of points	56% to 66% of points
C	33% to 49% of points	40% to 57% of points	40% to 59% of points	35% to 55% of points
D	22% to 32% of points	31% to 39% of points	23% to 39% of points	23% to 34% of points
F	21% of points or less	30% of points or less	22% of points or less	22% of points or less

# Mississippi's Letter Grade Scale

	Elementary/Middle	High	Districts
A	63.1% to 100% of points	75.4% to 100% of points	66.8% to 100% of points
B	53.9% to 63% of points	64.8% to 75.3%	59.9% to 66.7%
C	46.9% to 53.8% of points	58.4% to 64.7%	53.6% to 59.8%
D	38.4% to 46.8% of points	51.0% to 58.3%	48.9% to 53.5%
F	38.3% of points or less	50.9% of points or less	48.8% of points or less

# In fall 2024, the LDOE will create 3 scales using cut scores based on the following:

- Elementary / Middle scores,
- High School scores,
- and District scores

For each

- The top 10% will earn an “A”
- The next 20% will earn a “B”
- The next 40% will earn a “C”
- The next 20% will earn a “D”
- The next 10% will earn an “F”

# Simulated Louisiana's Letter Grade Scale using 2023 data

	Elementary / Middle	High	District
A	54.9% to 100% of points	53.6% to 100% of points	49.6% to 100% of points
B	45.6% to 54.8% of points	45.9% to 53.5% of points	44.7% to 49.5% of points
C	34.3% to 45.5% of points	33.8% to 45.8% of points	36.7% to 44.6% of points
D	27.6% to 34.2% of points	27.4% to 33.7% of points	31.9% to 36.6% of points
F	Less than 27.6% of points	Less than 27.4% of points	Less than 31.9% of points