

# Louisiana Believes

---

## **CIS User Guide – Student Learning Targets (SLTs)**

# Inside this guide...

Evaluators and educators, together, will determine how to adjust student learning targets appropriately to accurately reflect ambitious, reasonable goals for each individual educator.

## Process Flows

- Set student learning target 3
- Accept student learning target 3
- Report results on student learning target 3
- Rate student learning target 4
- View student learning target 4
- Print student learning target 4
- Unlock student learning target 5

## System Features

- Set student learning target screen 6
- Accept student learning target screen 7
- Report results on student learning target screen 8
- Rate student learning target screen 9
- View student learning target 10
- Print student learning target 11
- Unlock student learning target 12

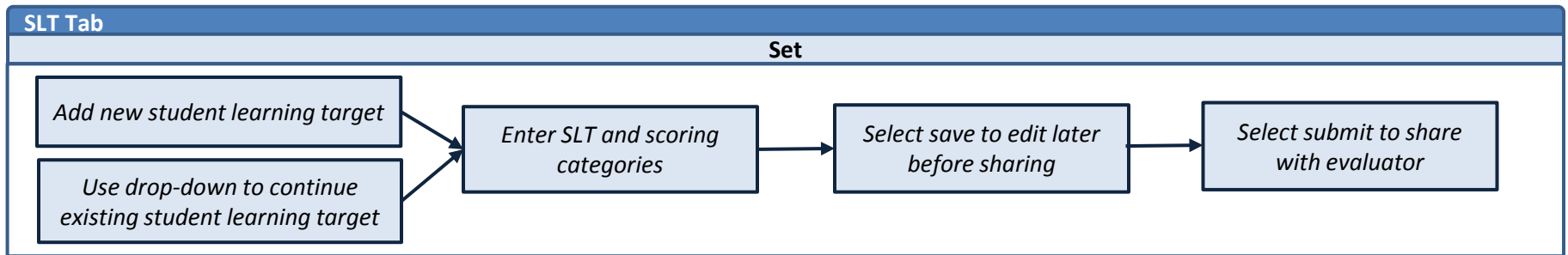
## FAQs

- What to know, additional resources, where to go for help 13

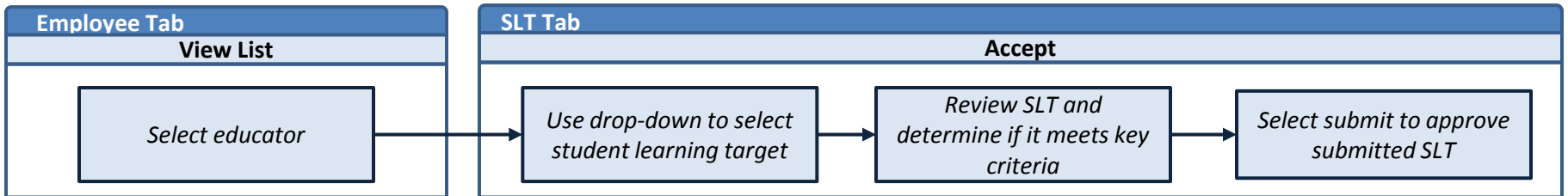
To get started, login to [Compass Information System](#), or refer to the [Getting Started Guide](#)

# SLT Processes

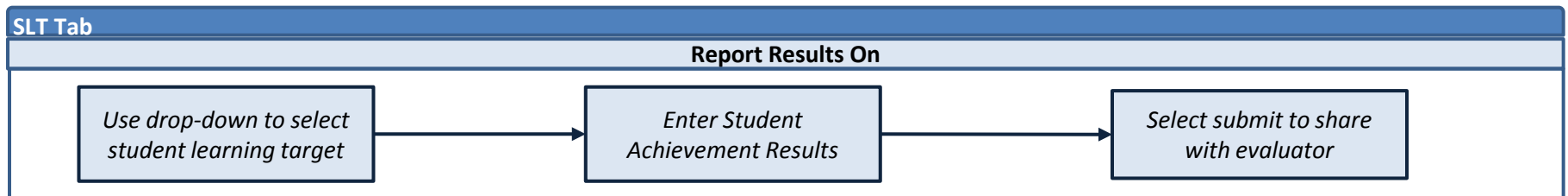
## Set student learning target *Educator*



## Accept student learning target *Evaluator*

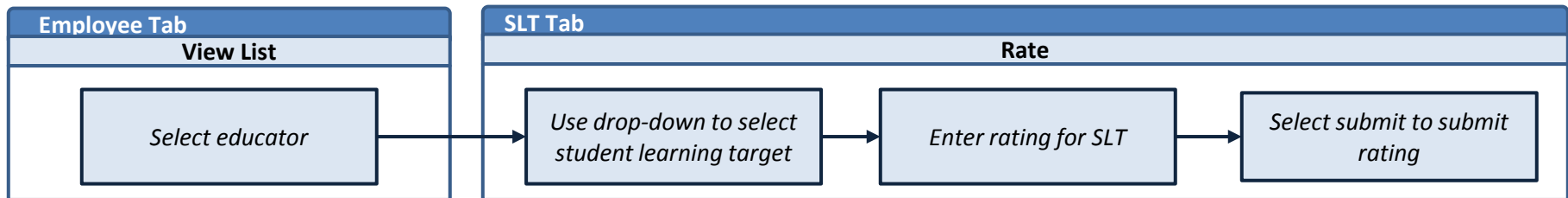


## Report results on student learning target *Educator*

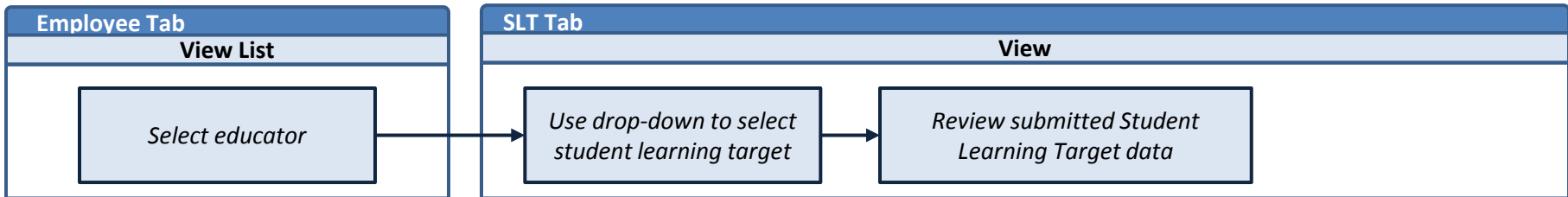


# SLT Processes

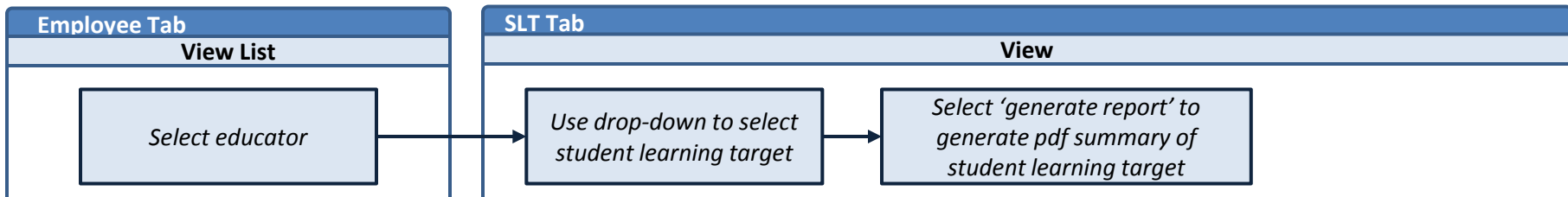
## Rate student learning target *Evaluator*



## View student learning target *LDE Admin, LEA Admin, Supervisor, Evaluator and Employee*

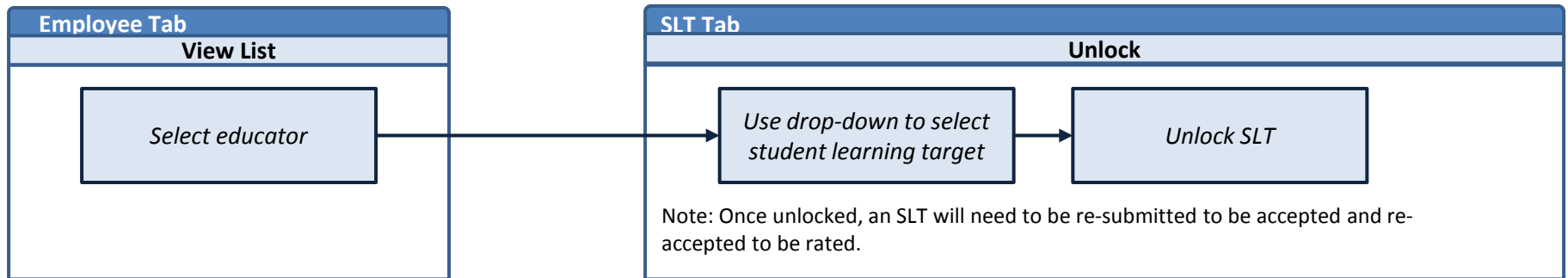


## Print student learning target *LDE Admin, LEA Admin, Supervisor, Evaluator and Employee*



# SLT Processes

## Unlock student learning target *LEA Admin, Supervisor, and Evaluator – new*



# Set student learning target

**COMPASS INFORMATION SYSTEM** View Only Close

Employee VAM Professional Growth Plan **Student Learning Target** Observation Evaluation Report To Do List Links

View Set Report Results On Print

School Session: 2013 - 2014 Mode: Add

LEA:

School:

Employee: LEATEACHERS STAGNG

1) Either select an existing SLT to update:  OR 2) Click 'Add' to add a new SLT:

---

**1** Course Category:  \* Number of Students:

Grade:  \*

Interval of Instruction:  \*  
Enter Interval of Instruction here if 'Other' selected:

**2** Student Learning Target:

Rationale For SLT:

Baseline Data:

**3** Scoring Categories:

Insufficient Attainment of Target (1 point)	Partial Attainment of Target (2 points)	Full Attainment of Target (3 points)	Exceptional Attainment of Target (4 points)
Demonstrated an insufficient impact on student learning by falling far short of the target.	Demonstrated some impact on student learning, but did not meet the target.	Demonstrated a considerable impact on student learning by meeting the target.	Demonstrated an outstanding impact on student learning by surpassing the target by a meaningful margin.
Achievement Range: <input type="text"/>	Achievement Range: <input type="text"/>	Achievement Range: <input type="text"/>	Achievement Range: <input type="text"/>

**4**

**1** Enter the course category, grade, number of students for your student learning target

**2** Enter the student learning target, rationale, and baseline data

**3** Enter the scoring categories (achievement ranges) that your evaluator will use to rate your student learning target

**4** Submit your student learning target for your evaluator to review or save for editing later

# Accept student learning target

**1** Student Learning Target: sample SLT

Rationale For SLT: reasoning

Baseline Data: information

**2** Is the SLT and corresponding scoring categories acceptable based on these three criteria?

1 - Priority of SLT Content:  Yes  No

2 - Rigor of Target:  Yes  No

3 - Quality of Evidence:  Yes  No

Evaluator Acceptance Comments:

**3** Allow SLT to be Rated?  Yes  No

Scoring Categories:			
<b>Insufficient Attainment of Target (1 point)</b> Demonstrated an insufficient impact on student learning by falling far short of the target.	<b>Partial Attainment of Target (2 points)</b> Demonstrated some impact on student learning, but did not meet the target.	<b>Full Attainment of Target (3 points)</b> Demonstrated a considerable impact on student learning by meeting the target.	<b>Exceptional Attainment of Target (4 points)</b> Demonstrated an outstanding impact on student learning by surpassing the target by a meaningful margin.
Achievement Range: 1-2	Achievement Range: 2-3	Achievement Range: 3-4	Achievement Range: 4-5

**4** Submit Cancel

1

Review the student learning target and scoring categories

2

Determine whether the student learning target and scoring categories are acceptable based on stated criteria

3

Determine whether the student learning target should be rated

4

Submit the student learning target

# Report student learning target results

**COMPASS INFORMATION SYSTEM**

Employee | VAM | Professional Growth Plan | **Student Learning Target** | Observation | Evaluation | Report | To Do List | Links

View | Set | Report Results On | Print

School Session: 2013 - 2014 Mode: Ad

LEA:

School:

Employee: LEATEACHERS STAGNG

Student Learning Target: 1 - sample SLT

Student Learning Target: 1 - sample SLT

Rationale For SLT: reasoning

Baseline Data: information

Student Achievement Results:

Comments:

Scoring Categories:			
<b>Insufficient Attainment of Target (1 point)</b> Demonstrated an insufficient impact on student learning by falling far short of the target.	<b>Partial Attainment of Target (2 points)</b> Demonstrated some impact on student learning, but did not meet the target.	<b>Full Attainment of Target (3 points)</b> Demonstrated a considerable impact on student learning by meeting the target.	<b>Exceptional Attainment of Target (4 points)</b> Demonstrated an outstanding impact on student learning by surpassing the target by a meaningful margin.
Achievement Range: 1-2	Achievement Range: 2-3	Achievement Range: 3-4	Achievement Range: 4-5

Submit Cancel

**1**

Enter student achievement results and comments to your evaluator

**2**

Submit student achievement results for your evaluator to review in rating your student learning target



# Rate student learning target

**COMPASS INFORMATION SYSTEM** View Only Close

Employee VAM Eval Assign PGP SLT Observation Evaluation Report To Do List Links

View Set Accept Report Results On Rate Print

School Session: 2013-2014 Mode: Add  
LEA:  
School:  
Employee: LEATEACHERS STAGING  
Student Learning Target: 1 - sample SLT

**1** Student Learning Target: sample SLT  
Rationale For SLT: reasoning  
Baseline Data: information  
Student Achievement Results: These are my student achievement results...  
Employee Comments: These are my comments...

**2** SLT Rating Score: Select one \*  
Evaluator Comments:

**3** Submit Cancel

Scoring Categories:			
<b>Insufficient Attainment of Target (1 point)</b> Demonstrated an insufficient impact on student learning by falling far short of the target.	<b>Partial Attainment of Target (2 points)</b> Demonstrated some impact on student learning, but did not meet the target.	<b>Full Attainment of Target (3 points)</b> Demonstrated a considerable impact on student learning by meeting the target.	<b>Exceptional Attainment of Target (4 points)</b> Demonstrated an outstanding impact on student learning by surpassing the target by a meaningful margin.
Achievement Range: 1-2	Achievement Range: 2-3	Achievement Range: 3-4	Achievement Range: 4-5

**1** Review the student learning target, student achievement results and scoring categories

**2** Enter a rating for the student learning target and comments to the educator

**3** Submit student learning target rating

# Unlock SLT

The screenshot displays the Compass Information System interface. At the top, the logo and title 'COMPASS INFORMATION SYSTEM' are visible, along with 'View Only' and 'Close | Restart' options. A navigation bar contains tabs for Template, Security, Proc Per, Waiver, Employee, VAM, Eval Cert, Eval Assign, PGP, SLT, Obsv, Eval, Report, To Do, and Links. Below this, a secondary bar has buttons for View, Set, Accept, Rate, Print, and Unlock. The main form area includes fields for School Session (2013-2014), LEA, School, Employee (TEACHERS STAGING), and Student Learning Target (sample SLT). A section for Course Category and Grade (01 - FIRST) shows 12 students. Below this, there are text areas for Student Learning Target and Rationale For SLT. At the bottom, a red text prompt says 'Click button 'Unlock' to unlock SLT.' and an 'Unlock' button is present.

1 Select the student learning target you wish to unlock.

2 Select unlock.

*Note: Once unlocked, an SLT will need to be re-submitted to be accepted and re-accepted to be rated.*

# Print student learning target

The screenshot shows the COMPASS INFORMATION SYSTEM interface. At the top left is the Louisiana Department of Education logo and the word "Compass". The title "COMPASS INFORMATION SYSTEM" is centered at the top. Below the title is a navigation bar with tabs: Employee, VAM, Eval Assign, PGP, SLT, Observation, Evaluation, Report, To Do List, and Links. Below the navigation bar is a sub-navigation bar with tabs: View, Set, Accept, Report Results On, Rate, and Print. The main content area displays the following information:

School Session:	2013 - 2014
LEA:	
School:	
Employee:	LEATEACHER5 STAGING

Below the information is a "Generate Report" button.

1

Select the student learning target you wish to print

2

Use the 'generate report' button to generate a pdf summary of the student learning target

# Viewing student learning targets

**COMPASS INFORMATION SYSTEM**

Employee VAM Eval Assign PGP SLT Observation Evaluation Report To Do List Links

View Set Accept Report Results On Rate Print

School Session: 2013 - 2014  
LEA:  
School:  
Employee: LEATEACHERS STAGING  
Student Learning Target (SLT): 1 sample SLT

**1** Course Category: BIOL - Biology  
Grade: 07 - SEVENTH Number of Students: 12  
Interval of Instruction: 02 - Semester Other Interval of Instruction:  
Student Learning Target: sample SLT  
Rationale For SLT: reasoning

**2** Baseline Data: information

Scoring Categories:			
<b>Insufficient Attainment of Target (1 point)</b> Demonstrated an insufficient impact on student learning by falling far short of the target.	<b>Partial Attainment of Target (2 points)</b> Demonstrated some impact on student learning, but did not meet the target.	<b>Full Attainment of Target (3 points)</b> Demonstrated a considerable impact on student learning by meeting the target.	<b>Exceptional Attainment of Target (4 points)</b> Demonstrated an outstanding impact on student learning by surpassing the target by a meaningful margin.
Achievement Range: 1-2	Achievement Range: 3-3	Achievement Range: 3-4	Achievement Range: 4-5

**3** Evaluator Acceptance:  
Is the SLT and corresponding scoring categories acceptable based on these three criteria?  
1 - Priority of SLT Content:  Yes  No  
2 - Rigor of Target:  Yes  No  
3 - Quality of Evidence:  Yes  No  
Evaluator Acceptance Comments: great st

**4** Allow SLT to be Rated?  Yes  No  
Results Reported by the Employee:  
Student Achievement Results: These are my student achievement results...  
Employee Comments: These are my comments...

**5** SLT Rating Score:  
Evaluator Comments:  
Evaluator Rating:

- 1** View student learning target, baseline data and rationale
- 2** Review scoring categories
- 3** Review evaluator acceptance criteria
- 4** Review results reported by the educator
- 5** Review evaluator rating

# FAQs and Additional Resources

## Additional Resources:

- [Sample student learning target \(ACT\)](#)
- [Sample student learning target \(LEAP\)](#)
- [Sample student learning target \(Math – weak\)](#)

## Where to go for help:

- For additional Compass resources, review the [Compass library](#)
- For questions about Compass and CIS, email [compass@la.gov](mailto:compass@la.gov)
- Network data specialist and district Compass contact [list](#)