

# Louisiana Believes

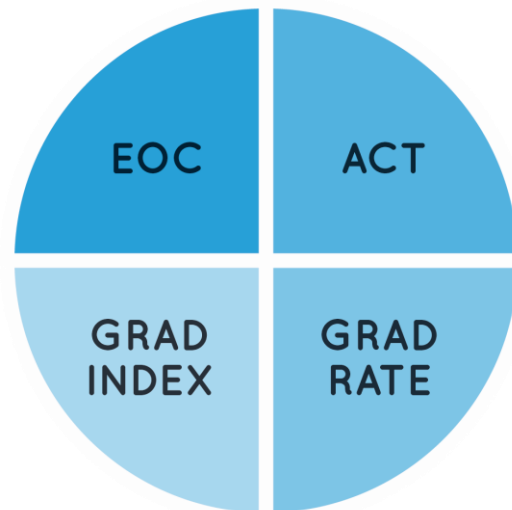
---

2015 High School  
Performance Scores

# 2015 High School Letter Grades

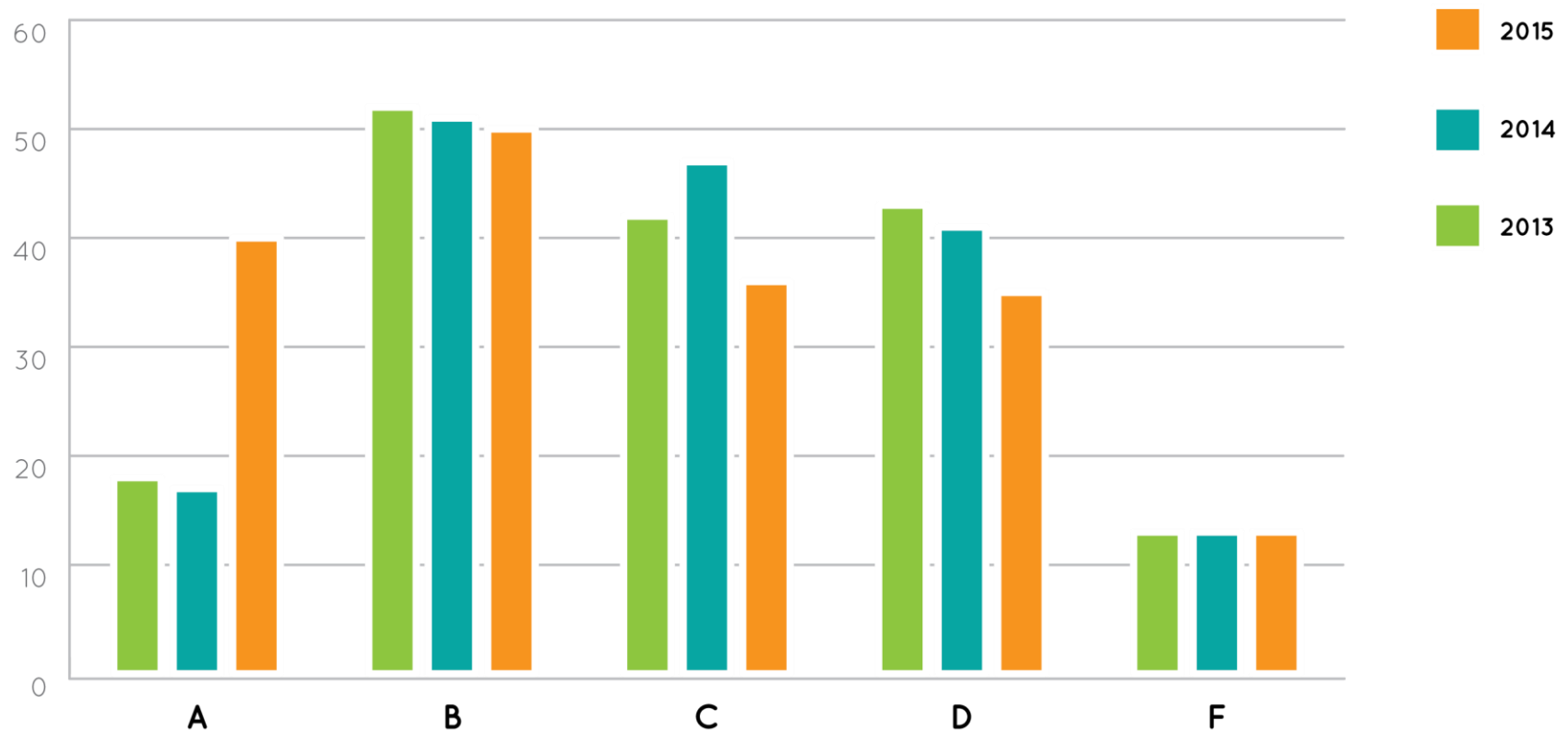
High schools are measured on the following key components:

1. **Performance in core courses** through the End-of-Course index
2. **Readiness for postsecondary studies** through the ACT index
3. **Graduation rate** index
4. **Strength of diploma** index
5. **Progress with previously struggling students**



# 2015 High School Letter Grades: Improvements on Every Measure

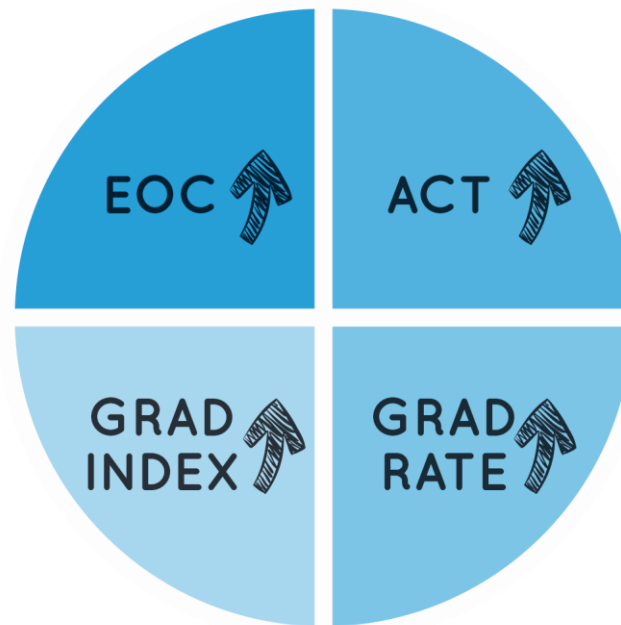
Letter grades represent student performance within a school for a given year. The 2015 letter grades are at an all-time high because of improvements in student performance and greater representation of progress with low-achieving students in school performance scores.



\*2013 and 2014 distribution updated per Bulletin 111

# 2015 High School Letter Grades: Improvements on Every Measure

Letter grades represent student performance within a school for a given year. The 2015 letter grades are at an all-time high because of improvements in student performance and greater representation of progress with low-achieving students in school performance scores.



# 2015 Most Improved High Schools

## Most Improved Schools

High School (District)	SPS Growth
KIPP Renaissance HS (RSD-New Orleans)	35.8
Mentorship Academy of Digital Arts (East Baton Rouge)	30.0
Mansfield HS (DeSoto)	26.5
Baker HS (City of Baker)	24.2
Caldwell Parish HS (Caldwell)	21.7
New Orleans Military/Maritime Academy (Type 2)	20.2
Riverdale HS (Jefferson)	17.5
Joseph S. Clark Preparatory HS (RSD-New Orleans)	17.0
Morgan City High School (St. Mary)	16.9
Sci Academy (RSD-New Orleans)	16.5
West Feliciana HS (West Feliciana)	16.5

# More Students on Track

THE EOC INDEX IMPROVED .7 SINCE 2014.



Statewide, 62 percent of students scored Good or above on End-of-Course tests in 2015, indicating content mastery. In the current formula, schools averaging 'Good' earn an 'A' in this index.

Most Improved Schools: EOC Index	
High School (District)	EOC Index Growth
Robert E. Lee HS (East Baton Rouge)	36.5
Terrebonne HS (Terrebonne)	21.1
East Feliciana HS (East Feliciana)	20.0
Arlington Preparatory Academy (East Baton Rouge)	19.8
Mansfield HS (DeSoto)	18.2
N.O. Charter Science and Mathematics HS (Orleans)	15.5
Springfield HS (Livingston)	13.4
John Ehret HS (Jefferson)	12.6
General Trass HS (East Carroll)	12.3
Amite HS (Tangipahoa)	12.2

# More Students Accessing Postsecondary

THE ACT INDEX IMPROVED 3.5 SINCE 2014.




- The class of 2015 earned a record-high average composite for Louisiana – 19.4.
- Louisiana was also the most improved state that assesses all of its students.
- Among 2015 seniors, nearly 25,000 students earned a college-going score, an increase of nearly 1,000 students from 2014.
- In the current formula, schools averaging an 18 ACT composite average earn an ‘A’ in this index.

Most Improved Schools: ACT Index	
High School (District)	ACT Index Growth
N. Caddo HS (Caddo)	29.4
Baker HS (City of Baker)	28.8
Franklinton HS (Washington)	26.7
General Trass HS (East Carroll)	21.1
Algiers Technology Academy (RSD-New Orleans)	21.0
Joseph S. Clark Preparatory HS (RSD-New Orleans)	20.8
Sci Academy (RSD-New Orleans)	20.7
Rayville HS (Richland)	20.6
Union Parish HS (Union)	17.2
Welsh HS (Jefferson Davis)	16.8

# Graduating More Students On Time

THE GRADUATION RATE IMPROVED 1.1 SINCE 2014.




- The class of 2014 included nearly 1,600 additional graduates with the overall percentage of graduates reaching a record high of 74.6 percent.
- Of the nearly 1,600 additional students graduating in 2014, more than 1,200 are of a minority racial group and more than 1,230 are from low-income backgrounds.
- In the current formula, schools averaging a graduation rate of 75 percent earn an 'A' in this index.

Most Improved Schools: Graduation Rate	
High School (District)	Graduation Rate Improvement
Peabody Magnet HS (Rapides)	19.0
Mansfield HS (DeSoto)	18.0
Jonesboro-Hodge HS (Jackson)	17.8
Homer HS (Claiborne)	17.4
Caldwell Parish HS (Caldwell)	13.7
Madison Preparatory Academy (Type 2)	11.4
Red River (Red River)	11.1
N. DeSoto HS (DeSoto)	11.0
Madison HS (Madison)	10.1
Oakdale HS (Allen)	9.2



# More Students Leaving High School with Credentials That Matter

THE STRENGTH OF DIPLOMA INDEX IMPROVED 1.7 SINCE 2014.



- **Advanced Placement:** Louisiana high school students achieved a record number of Advanced Placement credits in 2015, earning nearly 1,300 more in 2015 than 2014, increasing the total from 6,410 to 7,703, a 20 percent increase. Participation also increased 19 percent from 28,009 enrollments in 2014 to 33,231 in 2015.
- **Jump Start credentials:** Nearly 1,300 additional students earned an IBC before exiting high school.
- **Dual Enrollment:** More than 1,500 additional graduates participated in dual enrollment.
- To earn an 'A', students must graduate with a diploma. Schools earn an 'A+' for students graduating with credentials indicating post-secondary readiness

## Most Improved Schools: Strength of Diploma Index

High School (District)	Strength of Diploma Growth
Peabody Magnet HS (Rapides)	22.1
Mansfield HS (DeSoto)	18.3
Homer HS (Claiborne)	15.8
Jonesboro-Hodge HS (Jackson)	15.8
Madison HS (Madison)	13.6
N. DeSoto HS (DeSoto)	13.4
Caldwell Parish HS (Caldwell)	13.1
Southwood HS (Caddo)	12.8
Lake Area New Tech College HS (RSD-New Orleans)	12.8
Riverdale HS (Jefferson)	11.8

# More Work to be Done

In spite of our state's successes in expanding access to postsecondary education, there remain barriers to affording universities, community colleges, and technical training programs.

- Low FAFSA completion rates limit financial aid access: Fewer than 50 percent of public schools students complete a FAFSA, nearly \$55 million in federal financial aid goes unused each year.
- TOPS Tech is underutilized: TOPS Opportunity and Honors scholarships are sought by 91 percent of eligible recipients. However, TOPS Tech scholarships are only sought by 21 percent of eligible recipients.

# Louisiana Believes

---

2015 High School  
Performance Scores